

A NEW SPECIES OF THRIPS—*ECACANTHOTHIRIPS*
RAMAKRISHNAI SP. NOV. (*THYSANOPTERA*
TUBULIFERA) FROM SOUTH INDIA

BY T. N. ANANTHAKRISHNAN, B.Sc. (HONS.), F.Z.S.

(Lecturer in Zoology, Loyola College, Madras)

Received October 13, 1951

(Communicated by Prof. R. Gopala Aiyar, F.A.Sc.)

THREE species of the genus *Ecacanthothrips* Bagnall, have been recorded from India—*E. sanguineus* Bagnall, *E. steinskyi* Schmutz and *E. fletcheri* Ramakrishna. The species described here is very closely allied to *E. bryanti* Bagnall, described from Sarawak, especially in the presence of the fringe of long hairs on the outer margin of the forefemora.

Macropterous ♂.—Length 2.4 mm.

Body dark brown. Foretibia and proximal end of tarsus, bright yellow. Mid and hind tibiae shaded basally brown. Tips of tarsi brown. Eyes black. Antennal segments 1-3 dark brown, 4-8 uniform light brown.

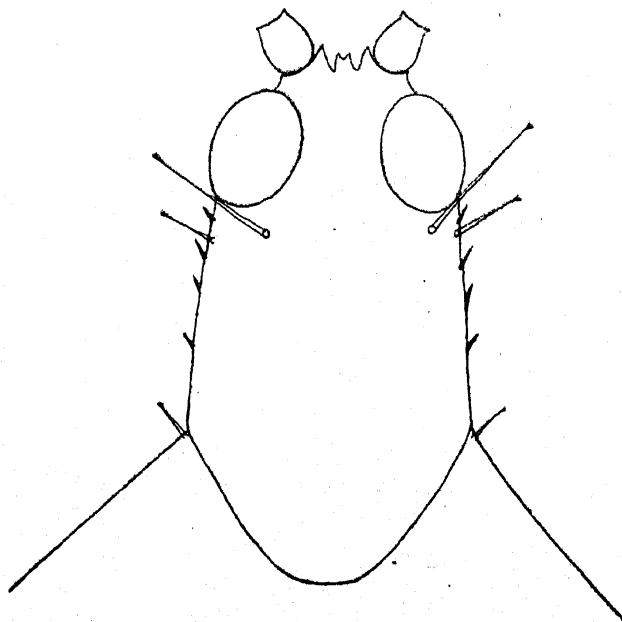


FIG. 1. *Ecacanthothrips ramakrishnai* p. nov — Head

Head one and a half times as long as broad, widest at base. Vertex produced into a short, antennary process. Cheeks nearly parallel, armed with four short, dark, thick spines. Postocular bristle very conspicuous, knobbed,

almost reaching the front margin of the eye. Subgenal bristle well marked, knobbed like the postoculars. Interocular space lesser than the width of an eye. Eyes large, bulging but slightly. Antennæ eight jointed, third joint broader, obconical and dilated than the others and bears a ring of

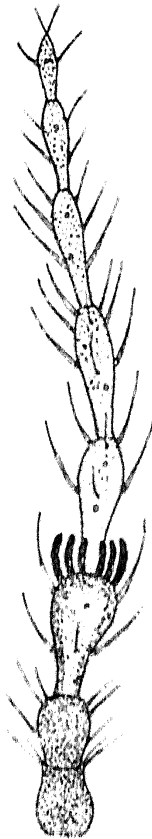


FIG. 2. Antenna showing sense cones on third joint

prominent sense cones. Fourth joint slightly longer than the third, but much narrower. Terminal joints rather filiform.

Prothorax shorter than head. Anterolateral setæ, short, knobbed. Pterothorax larger but shorter than head and thorax put together. Fore-legs remarkably well developed. Coxal spines strong; femur very stout with a strong, slightly curved tooth, stout at base, ending bluntly, situated at the proximal half of the inner margin. Close to the apex, on the inner margin is another short, stout, blunt tooth about one-third the length of the proximal tooth. Inner margin of femur serrated distally. Outer margin with a fringe of many long and short hairs. Tibia narrow proximally, gradually widening distally. Distinct tubercle present at base. Outer margin with a few setæ; inner margin bearing a long, pointed spine at its extreme tip. Tarsus with a strong tooth at base. Mid and hind legs normal,

with a number of small, dark, thick spines on femur and small setæ in other parts.

Wing fringes brown reaching upto ninth abdominal segment. Abdomen shorter than head and thorax together. Abdominal segments provided, each, with a pair of transparent setæ at their posterolateral angles. Setae on segment nine shorter than the tube. Tube fairly stout; hairs encircling tip, very feeble.

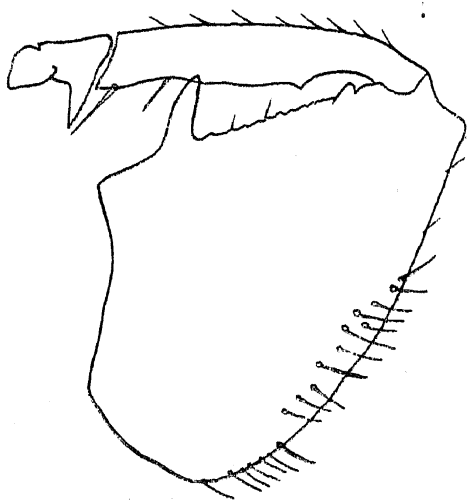


FIG. 3. Forefemur, tibia and tarsus of *E. ramakrishnai* sp. nov.

The fringe of hairs on the outer margin of forefemora is a characteristic feature of *E. bryanti* Bagnall. But *E. ramakrishnai* sp. nov. could easily be separated from it by (1) tube shorter than half the length of head, (2) setæ on abdominal segment nine, shorter than the tube, (3) postocular bristle much longer than the eyes, (4) colouration of antennæ.

Holo Type ♂, with the author, collected at light from Tambaram, December 1946. (T. N. A. Colls. No. 45).

The specimen was submitted to Dr. T. V. Ramakrishna Ayyar, in consultation with whom I have described this as a new species. I take the privilege of naming this species after this well-known authority on Indian Thysanoptera.

MEASUREMENTS OF THE BODY

Total length of body ..	2.4 mm.	Length of abdomen ..	1.3 mm.
Length of head ..	435 μ	Length of Tube ..	200 μ
Width of head ..	290 μ	Interocular space ..	58 μ
Length of prothorax ..	290 μ	Width of an eye ..	87 μ
Width of prothorax ..	580 μ	Postocular bristle ..	130 μ
Length of pterothorax ..	725 μ	Width of femur at base ..	435 μ

Measurements of antennal joints in microns

Antennal joints	..	3	4	5	6	7	8
Length	..	131	131	131	102	73	44
Breadth	..	65	51	44	29	29	22

REFERENCES

1. Bagnall, R. S. .. *Ann. Soc. Ent. Belgique*, 1908, 52, 348.
2. ————— .. *A.M.N.H.*, 1908, (8), I, 362.
3. ————— .. *Ibid.*, 1915, 15 (8), 320-32.
4. Priesner, H. .. *Treubia*, 1930, 11, 357-62.
5. Ramakrishna, T. V. .. *Ent. Mem. Dept. Agr. Ind.*, 1928, 10 (7), 256.
6. ————— .. *Rec. Ind. Mus.*, 1934, 36, Pt. IV, 495-96.

