

MAGNETIC STUDY OF DOUBLE SALTS IN SOLUTION

BY MATA PRASAD, F.A.S.C., D. D. KHANOLKAR AND M. G. DATAR

(*Chemical Laboratories, Institute of Science, Bombay*)

Received January 21, 1952

WHEN two salts, each primarily formed by the union of a base and an acid, are dissolved in water and the solution evaporated, it sometimes happens that they combine in a definite molecular proportion to form a compound of greater complexity which is called a molecular compound or a double salt. On solution a double salt yields the same ions as the single salts from which it is derived, but the physical properties of the salt are not necessarily additive. Various physical properties, such as solubility, viscosity, rates of diffusion of the constituents, volume change and others of the binary mixtures of the component salts have been used to investigate the formation of double salts in solution. Schonrock¹ has reported that the rotation of the polarised light is additive for solutions of mixtures of salts which do not form double salts while there is a marked deviation from additivity for the mixtures known to form double salts. The measurements of the heats of solutions of the mixture of the constituents of double salts led Graham,² and Berthelot³ to establish the existence of double salts in solution. The temperature-concentration curves of a number of binary mixtures of salts having the same anion but different cations show that more than one double salt is formed in solution. Thus, ammonium chloride unites with the chlorides of magnesium, zinc, cadmium and mercury to form as many as three salts with each one of them. In some cases these salts have been isolated in the solid state while in others their presence has been inferred from the phase rule study of the systems.

Recently Nair and Pande⁴ have carried out measurements of pH, viscosity, transport number and magnetic susceptibility of $\text{Pb}(\text{NO}_3)_2$ — KNO_3 — H_2O and $\text{Pb}(\text{NO}_3)_2$ — NH_4NO_3 — H_2O systems. They have reported the formation of three different double salts in each system. In the present communication the authors have investigated some ternary systems by the magnetic method with the idea of examining the formation of double salts in these systems.

EXPERIMENTAL

All the substances used for studying the ternary systems were of Merck's pure quality. They were crystallised twice from distilled water before use

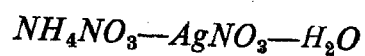
and their purity was ascertained by estimating the amount of cation in them. The following five systems were chosen for investigation: (i) $\text{NH}_4\text{NO}_3\text{—Pb}(\text{NO}_3)_2\text{—H}_2\text{O}$, (ii) $\text{NH}_4\text{NO}_3\text{—AgNO}_3\text{—H}_2\text{O}$, (iii) $\text{NH}_4\text{Cl—ZnCl}_2\text{—H}_2\text{O}$, and (iv) $\text{NH}_4\text{Cl—CdCl}_2\text{—H}_2\text{O}$. The procedure followed for preparing these systems was as follows: Stock solutions of one molar concentration of the components of the systems were prepared by the standard method. In the case of the first two systems 20 c.c. of the stock solution of NH_4NO_3 were pipetted out into a standard flask of 50 c.c. capacity, the requisite amount of the other component was added by means of a standard burette and the whole mixture was made upto 50 c.c. with distilled water. 20 such mixtures were prepared in which the amount of the other component varied from 0 c.c. to 30 c.c. In the last three systems varying amounts of the second component were added to 20 c.c. of NH_4Cl solution.

Magnetic susceptibilities of the mixtures were measured on a modified form of Gouy's balance by the method described by Prasad, Dharmatti and Gokhale.⁵ The values of the specific susceptibilities (χ_a) of the several mixtures are given in columns 2 and 5 of Tables I–IV. In columns 3 and 6 of the same tables are given the changes in the values of specific susceptibilities of the mixtures per addition of 1 c.c. of the second component and are denoted by $\Delta\chi_a$. The susceptibility values are expressed in terms of -1×10^{-6} c.g.s. units. The experimental error was found to be within $\pm 1\%$.

TABLE I
 $\text{NH}_4\text{NO}_3\text{—Pb}(\text{NO}_3)_2\text{—H}_2\text{O}$

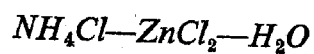
c.c. of $\text{Pb}(\text{NO}_3)_2$ solution	χ_a	$\Delta\chi_a$	c.c. of $\text{Pb}(\text{NO}_3)_2$ solution	χ_a	$\Delta\chi_a$
0	0.7018	..	12	0.6610	0.0025
1	0.6987	0.0031	14	0.6560	0.0025
2	0.6954	0.0033	16	0.6506	0.0027
3	0.6918	0.0036	18	0.6440	0.0033
4	0.6878	0.0040	20	0.6366	0.0037
5	0.6832	0.0046	22	0.6326	0.0020
6	0.6801	0.0031	24	0.6287	0.0020
7	0.6771	0.0030	26	0.6251	0.0018
8	0.6739	0.0032	28	0.6214	0.0019
9	0.6702	0.0037	30	0.6176	0.0019
10	0.6660	0.0042			

TABLE II



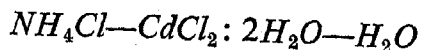
c.c. of AgNO ₃ solution	χ_a	$\Delta\chi_a$	c.c. of AgNO ₃ solution	χ_a	$\Delta\chi_a$
0	0.7018	..	12	0.6767	0.0015
1	0.7003	0.0015	14	0.6736	0.0016
2	0.6987	0.0016	16	0.6702	0.0017
3	0.6969	0.0018	18	0.6664	0.0019
4	0.6950	0.0019	20	0.6619	0.0023
5	0.6929	0.0021	22	0.6587	0.0016
6	0.6906	0.0023	24	0.6554	0.0017
7	0.6881	0.0025	26	0.6521	0.0017
8	0.6855	0.0026	28	0.6487	0.0017
9	0.6827	0.0028	30	0.6456	0.0015
10	0.6797	0.0030			

TABLE III



c.c. of ZnCl ₂ solution	χ_a	$\Delta\chi_a$	c.c. of ZnCl ₂ solution	χ_a	$\Delta\chi_a$
0	0.7089	..	12	0.6857	0.0016
1	0.7079	0.0010	14	0.6825	0.0016
2	0.7066	0.0013	16	0.6789	0.0018
3	0.7049	0.0017	18	0.6747	0.0021
4	0.7027	0.0022	20	0.6693	0.0027
5	0.6998	0.0029	22	0.6661	0.0016
6	0.6976	0.0022	24	0.6629	0.0016
7	0.6953	0.0023	26	0.6599	0.0015
8	0.6933	0.0020	28	0.6570	0.0015
9	0.6912	0.0021	30	0.6542	0.0014
10	0.6888	0.0024			

TABLE IV



c.c. of CdCl ₂ solution	χ_a	$\Delta\chi_a$	c.c. of CdCl ₂ solution	χ_a	$\Delta\chi_a$
0	0.7089	..	12	0.6922	0.0015
1	0.7076	0.0013	14	0.6885	0.0019
2	0.7061	0.0015	16	0.6842	0.0022
3	0.7044	0.0017	18	0.6792	0.0025
4	0.7026	0.0018	20	0.6736	0.0028
5	0.7005	0.0021	22	0.6694	0.0021
6	0.6996	0.0009	24	0.6654	0.0020
7	0.6986	0.0010	26	0.6614	0.0020
8	0.6976	0.0010	28	0.6573	0.0021
9	0.6965	0.0011	30	0.6533	0.0020
10	0.6952	0.0013			

Values of the specific susceptibilities (χ_a) of mixtures of different concentrations for each system were plotted against the volume of the second component added to 20 c.c. of the ammonium salt and the curves obtained are shown in full lines in Figs. 1-4. It will be seen that these curves are non-linear and show breaks at some points. In order to bring out the breaks in the curves more clearly, the changes in the susceptibility value per addition of 1 c.c. of the second component ($\Delta\chi_a$) were plotted against the number of c.c. of the second component added to the fixed quantity of the ammonium salt and the curves obtained are shown in Figs. 1-4 in dotted lines.

DISCUSSION OF RESULTS

(a) $NH_4NO_3-Pb(NO_3)_2-H_2O$.—The curves (Fig. 1) obtained for this system show breaks at three points, corresponding to the addition of 5 c.c., 10 c.c. and 20 c.c. of $Pb(NO_3)_2$ solution. These breaks indicate the formation of $4 NH_4NO_3 \cdot Pb(NO_3)_2$, $2 NH_4NO_3 \cdot Pb(NO_3)_2$ and $NH_4NO_3 \cdot Pb(NO_3)_2$ in solution. These observations are in agreement with those of Nair and Pande.⁴ None of these compounds has been isolated so far. Bogitch⁶ dissolved lead nitrate in molten ammonium nitrate but did not get any evidence for the formation of the double salt with mixtures containing up to 55% lead nitrate.

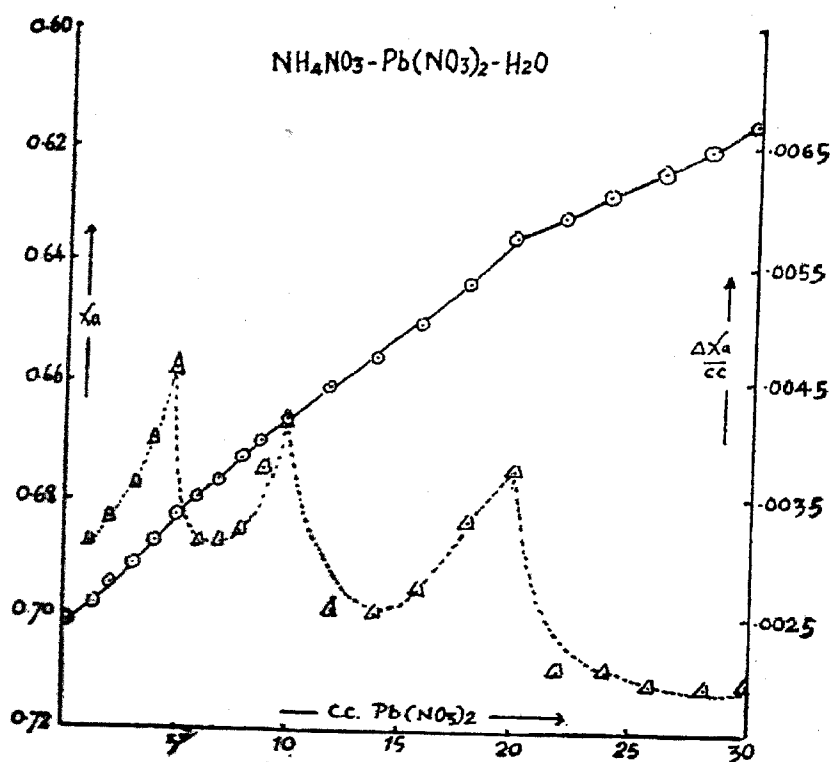


FIG. 1

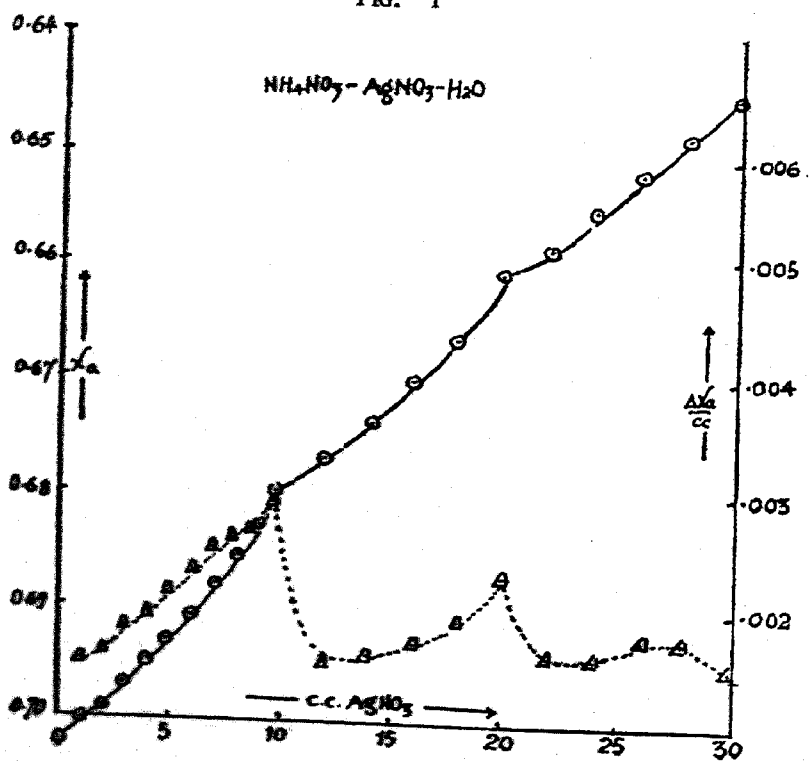


FIG. 2

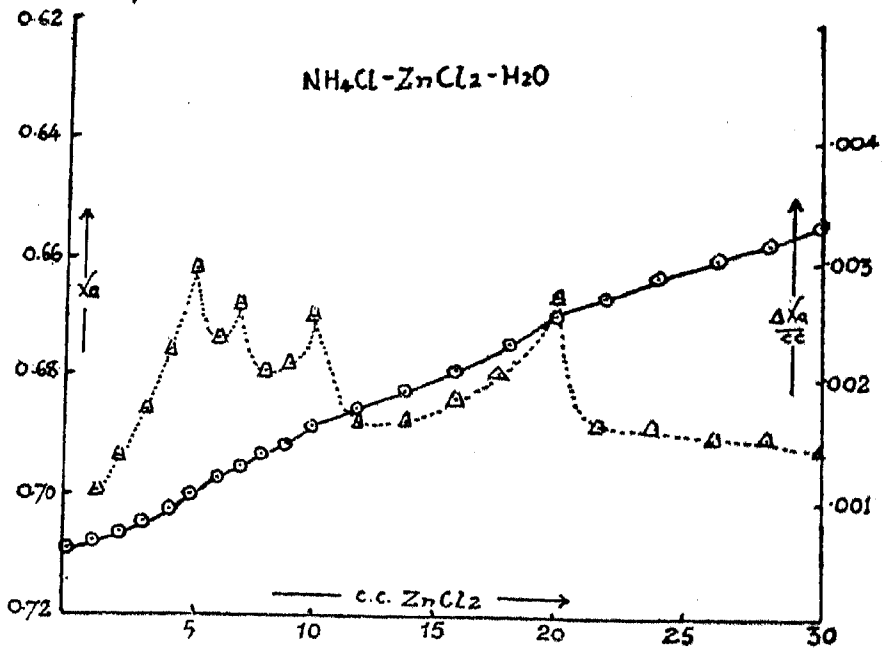


FIG. 3

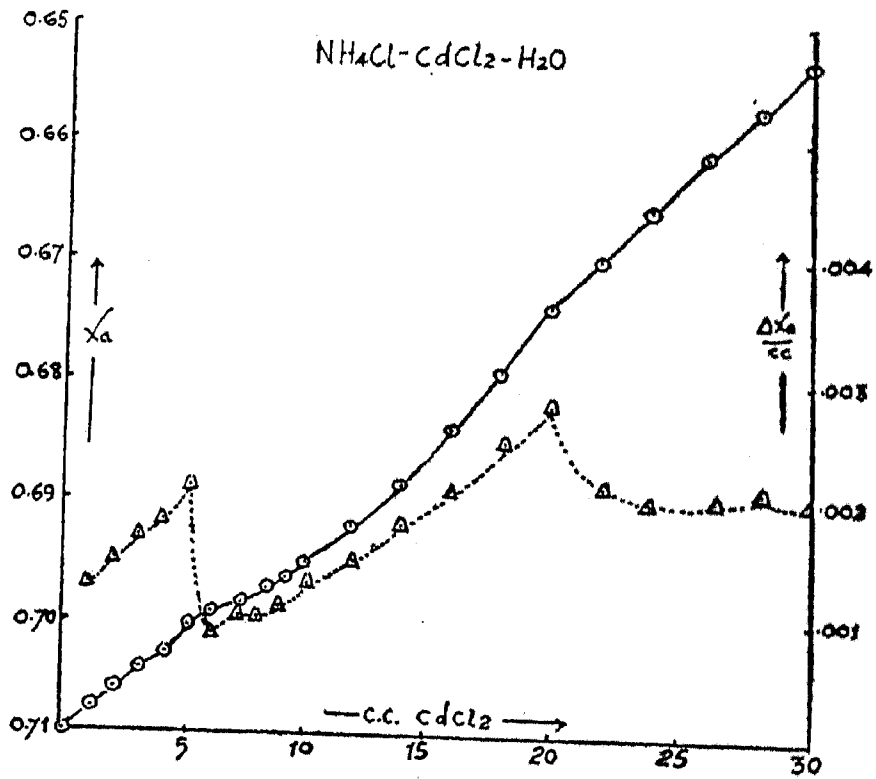


FIG. 4

(b) $NH_4NO_3 \cdot AgNO_3 - H_2O$.—The curves (Fig. 2) obtained for this system show definite breaks at the points corresponding to the addition of 10 c.c. and 20 c.c. of $AgNO_3$ solution, indicating the formation of $2 NH_4NO_3 \cdot AgNO_3$ and $NH_4NO_3 \cdot AgNO_3$. The existence of $NH_4NO_3 \cdot AgNO_3$ has been confirmed by Zawadsky and Flavitzky⁷ and Russell and Maskelyne⁸ from freezing point curves of the mixtures of NH_4NO_3 and $AgNO_3$. The existence of $2 NH_4NO_3 \cdot AgNO_3$ has not been reported so far.

(c) $NH_4Cl - ZnCl_2 - H_2O$.—The breaks observed in the curves (Fig. 3) for this system occur for the addition of 5 c.c., 6.67 c.c., 10 c.c. and 20 c.c. of $ZnCl_2$ solution, indicating that as many as four compounds, namely, $4 NH_4Cl \cdot ZnCl_2$, $3 NH_4Cl \cdot ZnCl_2$, $2 NH_4Cl \cdot ZnCl_2$ and $NH_4Cl \cdot ZnCl_2$, exist in solution. Grunauer⁹ measured the melting points of nine different mixtures of $ZnCl_2$ and NH_4Cl and obtained a V-shaped curve with eutectics at three different points corresponding to three different double salts. From the study of freezing, melting and boiling points of the binary mixtures of NH_4Cl and $ZnCl_2$, Hachmeister¹⁰ has shown that NH_4Cl and $ZnCl_2$ combine in the ratio 4:1, 3:1, 2:1 and 1:2. Though Hachmeister has not reported the existence of the salt $NH_4Cl \cdot ZnCl_2$, Mellor¹¹ states that it is obtained by the fractional crystallisation of a solution containing equimolecular parts of $ZnCl_2$ and NH_4Cl . Marignac¹² has reported the isolation of $2 NH_4Cl \cdot ZnCl_2$ and $3 NH_4Cl \cdot ZnCl_2$.

(d) $NH_4Cl - CdCl_2 - H_2O$.—The formation of $4 NH_4Cl \cdot CdCl_2$ and $NH_4Cl \cdot CdCl_2$ in solution is indicated by the breaks in the curves (Fig. 4) occurring for the addition of 5 c.c. and 20 c.c. of $CdCl_2$ solution. These observations support the results obtained by Hachmeister¹⁰ from the study of the freezing, boiling and melting points of the binary mixtures of these two salts. Croft,¹³ Crossman¹⁴ and Rimbach¹⁵ have reported the isolation of $CdCl_2 \cdot NH_4Cl$. Von Hauver¹⁶ has prepared the compound $CdCl_2 \cdot 4NH_4Cl$, as a crystalline solid.

SUMMARY

Magnetic susceptibilities of ternary systems consisting of (i) ammonium nitrate and the nitrates of lead and silver and (ii) of ammonium chloride and the chlorides of zinc and cadmium have been measured in solution on a modified form of Gouy's balance. The results obtained have been utilised to reveal the formation of double salts in solution in each system.

REFERENCES

1. Schonrock .. *Zeit. Phys. Chem.*, 1893, **11**, 753.
2. Graham .. *Phil. Mag.*, 1844, (3) **24**, 401.
3. Berthelot .. *Ann. Chem. Phys.*, 1883, (5) **29**, 202.
4. Nair and Pande .. *Proc. Ind. Acad. Sci.*, 1949, **30**, 251.
5. Prasad, Dharmatti and Gokhale .. *Ibid.*, 1944, **20**, 224.
6. Bogitch .. *Compt. Rend.*, 1915, **161**, 790.
7. Zawadsky and Flavitzky .. *Zeit. Phys. Chem.*, 1904, **47**, 721 ;
.. *J. Russian Chem. Soc.*, 1909, **41**, 739.
8. Russell and Maskelyne .. *Proc. Roy. Soc. (Lond.)*, 1877, **41**, 739.
9. Grunauer .. *Zeit. Anorg. Chem.*, 1904, **39**, 409.
10. Hachmeister .. *Ibid.*, 1919, **109**, 145.
11. Mellor .. *A Comprehensive Treatise on Theoretical and Inorganic Chemistry*, **4**, 551.
12. Marignac .. *Ann. Mines*, 1857, (5) **12**, 1.
13. Croft .. *Phil. Mag.*, 1842, (3) **21**, 356.
14. Crossman .. *Zeit. Anorg. Chem.*, 1902, **33**, 149 ; 1905, **38**, 1569.
15. Rimbach .. *Ber.*, 1897, **30**, 3075 ; 1902, **35**, 1298 ; 1905, **38**, 1569.
16. Von Hauver .. *Sitzbar Akad. Wein.*, 1854, **13**, 449.