

Static deformation of two welded monoclinic elastic half-spaces due to a long inclined strike-slip fault

ANIL KUMAR, SARVAJIT SINGH* and JAGDISH SINGH

Department of Mathematics, Maharshi Dayanand University, Rohtak 124 001, India.

**e-mail: s_j_singh@yahoo.com*

Static deformation of two monoclinic elastic half-spaces in welded contact due to a long inclined strike-slip fault situated in one of the half-spaces is studied analytically and numerically. Closed-form algebraic expressions for the displacement at any point of the medium are obtained. The variation of the displacement at the interface with the horizontal distance from the fault is studied. The effect of anisotropy on the displacement field is examined. It is found that while the anisotropy of the source half-space has a significant effect on the displacement at the interface, the anisotropy of the other half-space has only a marginal effect.

1. Introduction

The deformation of an isotropic elastic half-space by a long strike-slip fault has been investigated very extensively (see e.g., Maruyama 1966; Savage 1980). The deformation of two welded isotropic half-spaces by a long strike-slip fault has been studied, among others, by Sharma *et al* (1991) and Rani and Singh (1993). Pan (1989) formulated the problem of the deformation of a transversely isotropic multilayered half-space by a dislocation source in terms of layer matrices. Garg *et al* (1996) obtained an analytical solution for the deformation of an orthotropic layered half-space caused by a long strike-slip fault. Ting (1995) derived the Green's functions for a line force and a screw dislocation for the antiplane deformation of a monoclinic elastic medium consisting of a single half-space or two half-spaces in welded contact. Singh *et al* (2001) obtained closed-form analytical expression for the horizontal displacement caused by a long inclined strike-slip fault located in a monoclinic elastic half-space.

In the present study, we use the results of Ting (1995) to obtain closed-form analytical expressions for the horizontal displacement due to a long inclined strike-slip fault situated in a monoclinic

elastic half-space in welded contact with another monoclinic elastic half-space. The fault is of infinite length in the strike-direction and of finite width in the down-dip-direction. Monoclinic symmetry is the symmetry of two sets of non-orthogonal parallel cracks, where the plane of symmetry is perpendicular to the lines of intersection of the two sets of crack faces. Monoclinic symmetry of systems of cracks may be found near the surface of the earth where lithostatic pressures have not closed cracks perpendicular to the maximum compressional stress (Crampin 1989).

2. Basic equations

The generalized Hooke's law for an anisotropic elastic medium may be expressed in the form

$$\begin{aligned}\tau_{ij} &= C_{ijkl} u_{k,s}, \\ (u_{k,s} &= \partial u_k / \partial x_s),\end{aligned}\quad (1)$$

where τ_{ij} is the stress tensor, u_k is the displacement vector and C_{ijkl} are the elastic stiffnesses satisfying the symmetry relations

$$C_{ijkl} = C_{jikl} = C_{klij}. \quad (2)$$

Summation over repeated indices is understood.

Keywords. Monoclinic elastic media; static deformation; strike-slip fault; welded half-spaces.

In the absence of body forces, the equations of equilibrium can be expressed in the form

$$C_{ijk_s} u_{k,sj} = 0. \quad (3)$$

The plane strain deformation

$$u_1 = u_1(x_1, x_2), \quad u_2 = u_2(x_1, x_2), \quad u_3 = 0 \quad (4)$$

and the antiplane strain deformation

$$u_1 = u_2 = 0, \quad u_3 = u_3(x_1, x_2) \quad (5)$$

are decoupled provided (Ting 1995)

$$C_{14} = C_{15} = C_{24} = C_{25} = C_{46} = C_{56} = 0. \quad (6)$$

In equation (6), we have used the contracted Voigt notation for the stiffnesses C_{ijk_s} according to the scheme

11 \rightarrow 1, 22 \rightarrow 2, 33 \rightarrow 3, 23 \rightarrow 4, 13 \rightarrow 5, 12 \rightarrow 6. The conditions (6) are satisfied by a monoclinic material with $x_3 = 0$ as the symmetry plane. However, equation (6) represents a material more general than a monoclinic material because the latter requires $C_{34} = C_{35} = 0$ also. Assuming that the conditions (6) are satisfied, the equations of equilibrium (3) for antiplane strain reduce to a single equation

$$C_{55}u_{3,11} + 2C_{45}u_{3,12} + C_{44}u_{3,22} = 0. \quad (7)$$

In the following it will be assumed that the anisotropic material under discussion satisfies the relations (6). However, we shall refer to the material as monoclinic.

3. Line force

As shown by Ting (1995), the solution of equation (7) representing the displacement field due to a line force f per unit length parallel to the x_3 -axis acting in an infinite, homogeneous, monoclinic, elastic medium at the point $x_1 = 0$, $x_2 = d$ is

$$u_3 = -\frac{f}{2\pi m} \operatorname{Re} \ln(z - pd), \quad (8)$$

where Re denotes the real part and

$$\begin{aligned} z &= x_1 + px_2, \\ p &= (-C_{45} + im)/C_{44}, \quad i = \sqrt{-1}, \\ m &= (C_{44} C_{55} - C_{45}^2)^{1/2} > 0. \end{aligned} \quad (9)$$

The corresponding stresses are given by

$$\tau_{31} = -\phi_{,2}, \quad \tau_{32} = \phi_{,1}, \quad (10)$$

where

$$\phi = \frac{f}{2\pi} \operatorname{Im} \ln(z - pd), \quad (11)$$

and Im indicates the imaginary part.

The elastic field due to a line force f placed at the point $x_1 = 0$, $x_2 = d$ of a monoclinic half-space (M_1 ; $x_2 > 0$) in welded contact with another monoclinic half-space (M_2 ; $x_2 < 0$) is given by (Ting 1995)

$$\begin{aligned} u_3^{(1)} &= -\frac{f}{2\pi m^{(1)}} \operatorname{Re} \{ \ln [z^{(1)} - p^{(1)} d] \\ &\quad - K \ln [z^{(1)} - \bar{p}^{(1)} d] \}, \end{aligned} \quad (12)$$

$$\begin{aligned} \phi^{(1)} &= \frac{f}{2\pi} \operatorname{Im} \{ \ln [z^{(1)} - p^{(1)} d] \\ &\quad - K \ln [z^{(1)} - \bar{p}^{(1)} d] \}, \end{aligned} \quad (13)$$

$$u_3^{(2)} = -\frac{f(1+K)}{2\pi m^{(2)}} \operatorname{Re} \ln [z^{(2)} - p^{(1)} d], \quad (14)$$

$$\phi^{(2)} = \frac{f(1+K)}{2\pi} \operatorname{Im} \ln [z^{(2)} - p^{(1)} d], \quad (15)$$

where an overbar denotes complex conjugate and

$$K = \frac{m^{(2)} - m^{(1)}}{m^{(2)} + m^{(1)}}, \quad (-1 < K < 1), \quad (16)$$

$$z^{(n)} = x_1 + p^{(n)}x_2, \quad (n = 1, 2), \quad (17)$$

$$p^{(n)} = \left[-C_{45}^{(n)} + im^{(n)} \right] / C_{44}^{(n)}, \quad (18)$$

$$m^{(n)} = \left[C_{44}^{(n)} C_{55}^{(n)} - C_{45}^{(n)2} \right]^{1/2}. \quad (19)$$

For the half-space $M_1(x_2 > 0)$, $C_{ij}^{(1)}$ are the stiffnesses, $u_3^{(1)}$ is the horizontal displacement and $\phi^{(1)}$ is the potential function giving the stresses through equation (10). A similar notation is used for the half-space $M_2(x_2 < 0)$. The solution given by equations (12) to (15) satisfies the following boundary conditions

$$u_3^{(1)} = u_3^{(2)}, \quad \tau_{32}^{(1)} = \tau_{32}^{(2)} \quad \text{at } x_2 = 0. \quad (20)$$

4. Strike-slip fault

Taking the x_3 -axis along the strike of the fault and the x_2 -axis vertically downwards, the displacement field due to a long strike-slip fault of arbitrary orientation can be expressed as the line integral (Maruyama 1966)

$$u_3(\mathbf{x}) = \int_L \Delta u_3(\boldsymbol{\xi}) G_{3k}^3(\mathbf{x}, \boldsymbol{\xi}) n_k(\boldsymbol{\xi}) ds(\boldsymbol{\xi}), \quad (21)$$

where $\Delta u_3(\boldsymbol{\xi})$ is the displacement discontinuity, n_k is the unit normal to the fault section L and

$$G_{3k}^3(\mathbf{x}, \boldsymbol{\xi}) = C_{3k3s} \frac{\partial}{\partial \xi_s} G_3^3(\mathbf{x}, \boldsymbol{\xi}). \quad (22)$$

In equation (22), $G_3^3(\mathbf{x}, \boldsymbol{\xi})$ is the Green's function representing the displacement at the point (\mathbf{x}) in the x_3 -direction due to a line force of unit magnitude acting at the point $(\boldsymbol{\xi})$ in the x_3 -direction. From equations (12) and (14), we have, for a line force of unit magnitude acting at the point $(\boldsymbol{\xi})$ in the x_3 -direction placed in the monoclinic half-space M_1 ($x_2 > 0$) in welded contact with a dissimilar monoclinic half-space M_2 ($x_2 < 0$),

$$\begin{aligned} G_3^{3(1)} &= -\frac{1}{2\pi m^{(1)}} \operatorname{Re} \{ \ln [x_1 - \xi_1 + p^{(1)}(x_2 - \xi_2)] \\ &\quad - K \ln [x_1 - \xi_1 + p^{(1)}x_2 - \bar{p}^{(1)}\xi_2] \} \\ &= -\frac{1}{2\pi m^{(1)}} (\ln R_1 - K \ln S_1), \quad (x_2 > 0), \end{aligned} \quad (23)$$

$$\begin{aligned} G_3^{3(2)} &= -\frac{1+K}{2\pi m^{(2)}} \operatorname{Re} \ln [x_1 - \xi_1 + p^{(2)}x_2 - p^{(1)}\xi_2] \\ &= -\frac{1+K}{2\pi m^{(2)}} \ln R_2, \quad (x_2 < 0), \end{aligned} \quad (24)$$

where

$$\begin{aligned} R_1^2 &= [x_1 - \xi_1 + \epsilon_1(x_2 - \xi_2)]^2 + [\alpha_1(x_2 - \xi_2)]^2, \\ S_1^2 &= [x_1 - \xi_1 + \epsilon_1(x_2 - \xi_2)]^2 + [\alpha_1(x_2 + \xi_2)]^2, \\ R_2^2 &= (x_1 - \xi_1 + \epsilon_2x_2 - \epsilon_1\xi_2)^2 \\ &\quad + (\alpha_2x_2 - \alpha_1\xi_2)^2, \end{aligned} \quad (25)$$

$$p^{(n)} = \epsilon_n + i\alpha_n, \quad \bar{p}^{(n)} = \epsilon_n - i\alpha_n, \quad (n = 1, 2),$$

$$\epsilon_n = -C_{45}^{(n)}/C_{44}^{(n)}, \quad \alpha_n = (\gamma_n - \epsilon_n^2)^{1/2} = m^{(n)}/C_{44}^{(n)},$$

$$\gamma_n = C_{55}^{(n)}/C_{44}^{(n)}.$$

Using the Voigt notation for the stiffnesses, equations (21) and (22) yield

$$\begin{aligned} u_3^{(k)}(\mathbf{x}) &= \int_L b \left\{ \left[n_1 C_{55}^{(1)} + n_2 C_{45}^{(1)} \right] \frac{\partial}{\partial \xi_1} + \left[n_1 C_{45}^{(1)} \right. \right. \\ &\quad \left. \left. + n_2 C_{44}^{(1)} \right] \frac{\partial}{\partial \xi_2} \right\} G_3^{3(k)}(\mathbf{x}, \boldsymbol{\xi}) ds, \\ &\quad (k = 1, 2), \end{aligned} \quad (26)$$

where $b = \Delta u_3^{(1)}$ is the displacement discontinuity. Inserting the expressions for $G_3^{3(1)}$ and $G_3^{3(2)}$ from equations (23) and (24), we find

$$\begin{aligned} u_3^{(1)}(\mathbf{x}) &= \frac{1}{2\pi m^{(1)}} \int_L b \left\{ \left[n_1 C_{55}^{(1)} + n_2 C_{45}^{(1)} \right] [x_1 - \xi_1 \right. \\ &\quad \left. + \epsilon_1(x_2 - \xi_2)] \left(\frac{1}{R_1^2} - \frac{K}{S_1^2} \right) \right. \\ &\quad \left. + \left[n_1 C_{45}^{(1)} + n_2 C_{44}^{(1)} \right] \times \left[\epsilon_1 \{ x_1 - \xi_1 \right. \right. \\ &\quad \left. \left. + \epsilon_1(x_2 - \xi_2) \right] \left(\frac{1}{R_1^2} - \frac{K}{S_1^2} \right) \right. \\ &\quad \left. + \alpha_1^2 \left(\frac{x_2 - \xi_2}{R_1^2} + K \frac{x_2 + \xi_2}{S_1^2} \right) \right\} ds, \end{aligned} \quad (27)$$

$$\begin{aligned} u_3^{(2)}(\mathbf{x}) &= \frac{1+K}{2\pi m^{(2)}} \int_L b \left\{ \left[n_1 C_{55}^{(1)} + n_2 C_{45}^{(1)} \right] (x_1 - \xi_1 \right. \\ &\quad \left. + \epsilon_2x_2 - \epsilon_1\xi_2) + \left[n_1 C_{45}^{(1)} + n_2 C_{44}^{(1)} \right] \right. \\ &\quad \left. \times [\epsilon_1(x_1 - \xi_1 + \epsilon_2x_2 - \epsilon_1\xi_2) \right. \\ &\quad \left. + \alpha_1(\alpha_2x_2 - \alpha_1\xi_2)] \right\} \frac{1}{R_2^2} ds. \end{aligned} \quad (28)$$

Consider a strike-slip fault of width L and infinite length along the strike (x_3)-direction. Let d be the distance of the upper edge A of the fault from the interface. If (s, δ) are the polar coordinates of any point $Q(\xi_1, \xi_2)$ on the fault with A as the origin, we have (figure 1)

$$\begin{aligned} \xi_1 &= s \cos \delta, & \xi_2 &= d + s \sin \delta, \\ n_1 &= -\sin \delta, & n_2 &= \cos \delta. \end{aligned} \quad (29)$$

Using these values and (25), equations (27) and (28) yield

$$u_3^{(1)}(\mathbf{x}) = \frac{\alpha_1}{2\pi} \int_0^L \left(\frac{Y_5}{R_1^2} + K \frac{Y_6}{S_1^2} \right) b ds, \quad (30)$$

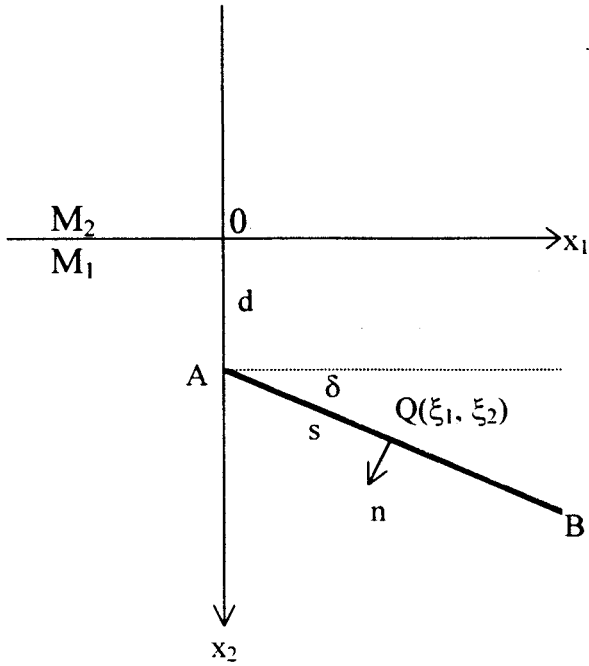


Figure 1. Geometry of a long fault in a half-space (M_1) in welded contact with a dissimilar half-space (M_2). The fault is of infinite length in the strike (x_3) - direction. AB is the fault section by the x_1x_2 - plane, which is also the plane of elastic symmetry of the monoclinic elastic media, d is the distance of the upper edge A of the fault from the interface and δ the dip angle. (s, δ) denote the polar coordinates of any point $Q(\xi_1, \xi_2)$ on the fault.

$$u_3^{(2)}(\mathbf{x}) = \frac{1-K}{2\pi} \int_0^L \frac{Y_7}{R_2^2} b ds, \quad (31)$$

where

$$\begin{aligned} R_1^2 &= (A + \epsilon_1 \sin 2\delta)s^2 - 2[Cx_1 + B(x_2 - d)]s \\ &\quad + x_1^2 + \gamma_1(x_2 - d)^2 + 2\epsilon_1 x_1(x_2 - d) \\ &= \frac{1}{A + \epsilon_1 \sin 2\delta} \{[(A + \epsilon_1 \sin 2\delta)s - Cx_1 \\ &\quad - B(x_2 - d)]^2 + \alpha_1^2 Y_5^2\}, \end{aligned}$$

$$\begin{aligned} S_1^2 &= (A + \epsilon_1 \sin 2\delta)s^2 - 2[C(x_1 + 2\epsilon_1 x_2) \\ &\quad - B(x_2 + d)]s + x_1^2 + \gamma_1(x_2 + d)^2 \\ &\quad + 2\epsilon_1 x_1(x_2 - d) - 4\epsilon_1^2 x_2 d \\ &= \frac{1}{A + \epsilon_1 \sin 2\delta} \{[(A + \epsilon_1 \sin 2\delta)s \\ &\quad - C(x_1 + 2\epsilon_1 x_2) + B(x_2 + d)]^2 + \alpha_1^2 Y_6^2\}, \end{aligned}$$

$$\begin{aligned} R_2^2 &= (A + \epsilon_1 \sin 2\delta)s^2 - 2[Cx_1 + (C\epsilon_2 \\ &\quad + \alpha_1\alpha_2 \sin \delta)x_2 - Bd]s + x_1^2 + \gamma_2 x_2^2 + \gamma_1 d^2 \\ &\quad + 2\epsilon_2 x_1 x_2 - 2\epsilon_1 x_1 d - 2(\alpha_1\alpha_2 + \epsilon_1\epsilon_2)dx_2 \end{aligned}$$

$$= \frac{1}{A + \epsilon_1 \sin 2\delta} \{[(A + \epsilon_1 \sin 2\delta)s - Cx_1 - (C\epsilon_2 + \alpha_1\alpha_2 \sin \delta)x_2 + Bd]^2 + Y_7^2\},$$

$$Y_5 = -x_1 \sin \delta + (x_2 - d) \cos \delta, \quad (32)$$

$$Y_6 = (x_1 + 2\epsilon_1 x_2) \sin \delta + (x_2 + d) \cos \delta,$$

$$Y_7 = -\alpha_1 x_1 \sin \delta + x_2 [\alpha_2 \cos \delta - (\alpha_1 \epsilon_2 - \alpha_2 \epsilon_1) \sin \delta] - \alpha_1 \cos \delta d,$$

$$A = \cos^2 \delta + \gamma_1 \sin^2 \delta,$$

$$B = \epsilon_1 \cos \delta + \gamma_1 \sin \delta,$$

$$C = \cos \delta + \epsilon_1 \sin \delta.$$

Assuming b to be constant over L and performing the integration in equations (30) and (31), we obtain

$$\begin{aligned} u_3^{(1)}(\mathbf{x}) &= \frac{b}{2\pi} \\ &\times \tan^{-1} \left[\frac{(A + \epsilon_1 \sin 2\delta)L - Cx_1 - B(x_2 - d)}{\alpha_1 \{(x_2 - d) \cos \delta - x_1 \sin \delta\}} \right] \\ &+ \frac{b}{2\pi} \tan^{-1} \left[\frac{Cx_1 + B(x_2 - d)}{\alpha_1 \{(x_2 - d) \cos \delta - x_1 \sin \delta\}} \right] \\ &+ \frac{bK}{2\pi} \\ &\times \tan^{-1} \left[\frac{(A + \epsilon_1 \sin 2\delta)L - C(x_1 + 2\epsilon_1 x_2) + B(x_2 + d)}{\alpha_1 \{(x_1 + 2\epsilon_1 x_2) \sin \delta + (x_2 + d) \cos \delta\}} \right] \\ &+ \frac{bK}{2\pi} \\ &\times \tan^{-1} \left[\frac{C(x_1 + 2\epsilon_1 x_2) - B(x_2 + d)}{\alpha_1 \{(x_1 + 2\epsilon_1 x_2) \sin \delta + (x_2 + d) \cos \delta\}} \right], \quad (33) \end{aligned}$$

$$\begin{aligned} u_3^{(2)}(\mathbf{x}) &= \frac{(1-K)b}{2\pi} \\ &\times \tan^{-1} \left[\frac{(A + \epsilon_1 \sin 2\delta)L - Cx_1 - (C\epsilon_2 + \alpha_1\alpha_2 \sin \delta)x_2 + Bd}{\{\alpha_2 \cos \delta - (\alpha_1 \epsilon_2 - \alpha_2 \epsilon_1) \sin \delta\}x_2 - \alpha_1 x_1 \sin \delta - \alpha_1 \cos \delta d} \right] \\ &+ \frac{(1-K)b}{2\pi} \\ &\times \tan^{-1} \left[\frac{Cx_1 + (C\epsilon_2 + \alpha_1\alpha_2 \sin \delta)x_2 - Bd}{\{\alpha_2 \cos \delta - (\alpha_1 \epsilon_2 - \alpha_2 \epsilon_1) \sin \delta\}x_2 - \alpha_1 x_1 \sin \delta - \alpha_1 \cos \delta d} \right]. \quad (34) \end{aligned}$$

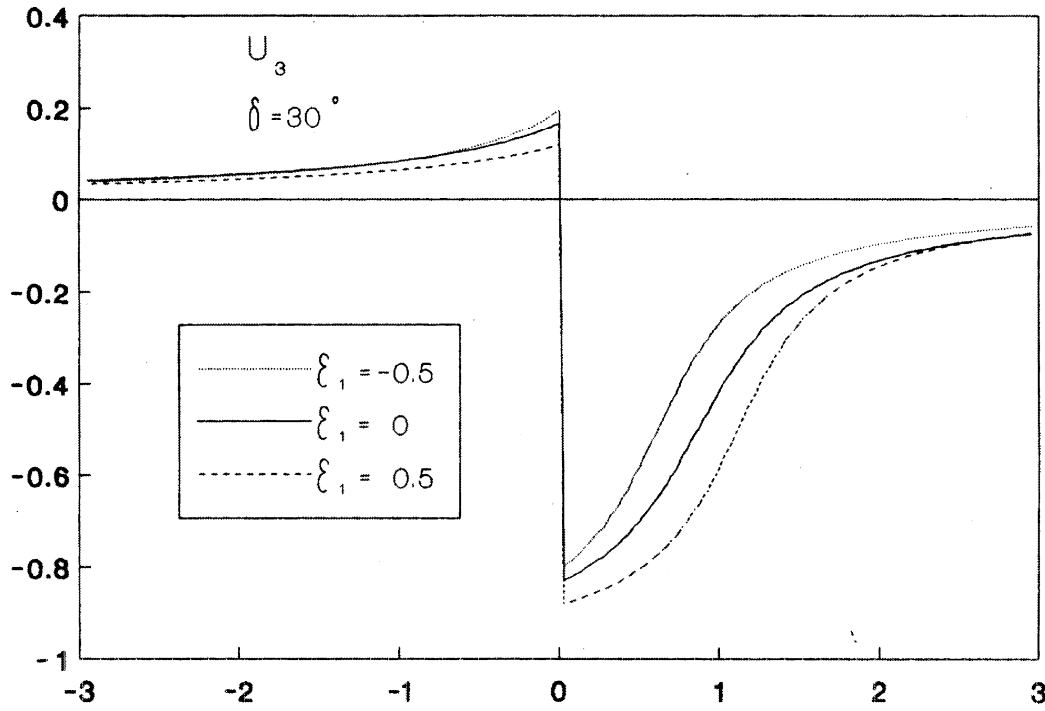


Figure 2(a). Variation of the dimensionless along-strike surface displacement (U_3) with the dimensionless horizontal distance (x_1/L) from the upper edge of the fault for $\gamma_1 = 1$ and $\epsilon_1 = 0, +0.5, -0.5$. The fault is situated in a uniform monoclinic elastic half-space. The dip angle δ is (a) 30° , (b) 60° , (c) 90° .

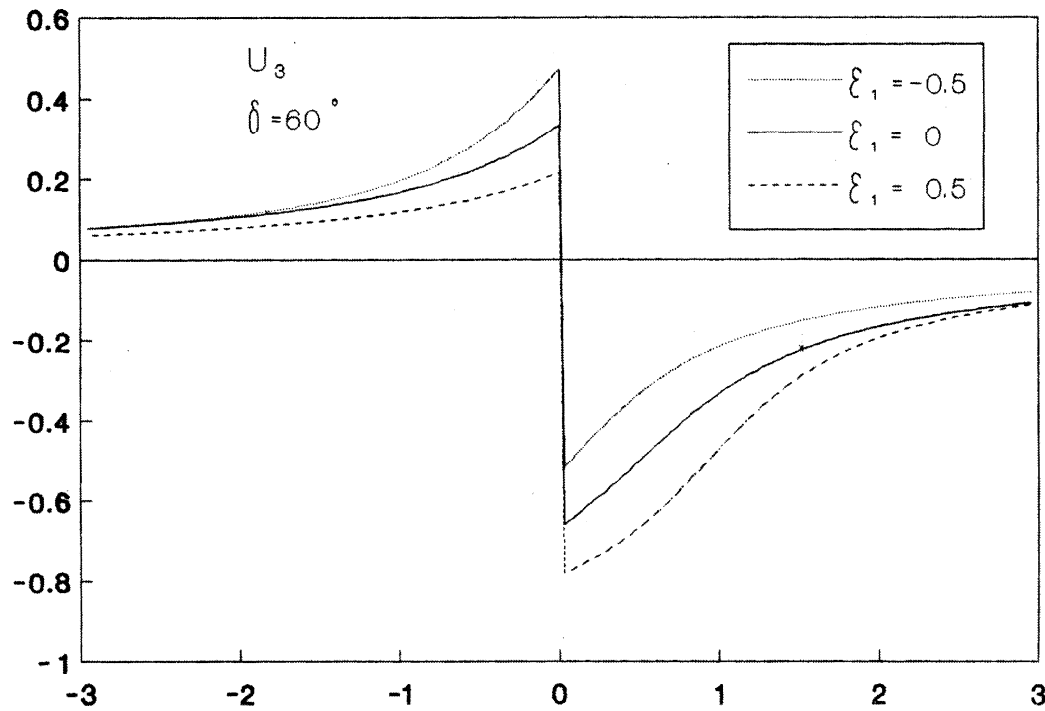


Figure 2(b).

Equations (33) and (34) yield the displacement field due to a long inclined strike-slip fault in a monoclinic half-space in welded contact with a dissimilar monoclinic half-space. On taking $K = -1$ in equation (33), we obtain the displacement field in a monoclinic half-space with a free boundary.

These results coincide with the corresponding results obtained by Singh *et al* (2001). Similarly, on taking $K = 1$, we obtain the displacement field in a monoclinic half-space with a rigid boundary. The field in an unbounded monoclinic medium is recovered on taking $K = 0$.

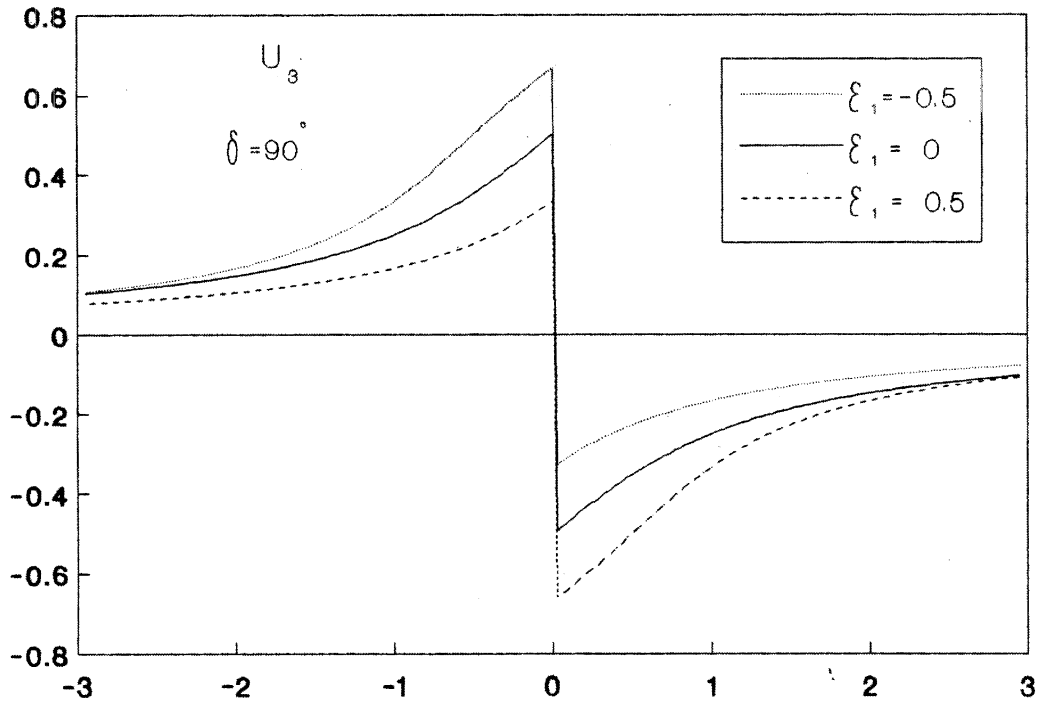
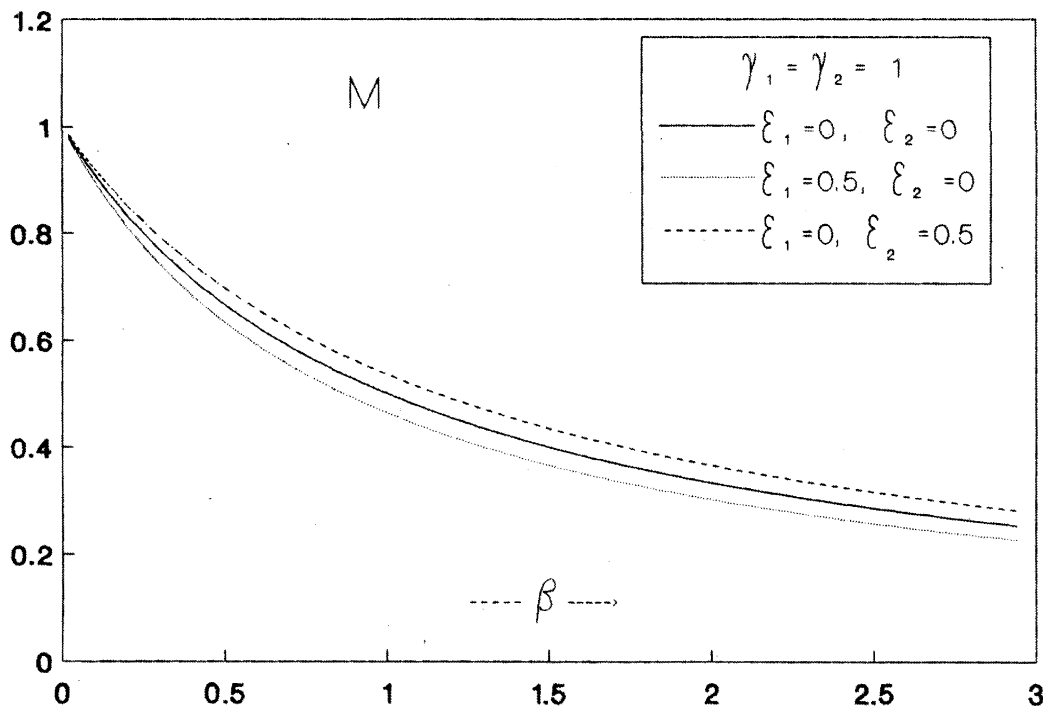


Figure 2(c).

Figure 3. Variation of the magnification factor M with the rigidity contrast $\beta = C_{44}^{(2)}/C_{44}^{(1)}$ for $|\epsilon_1| = 0, 0.5$ and $|\epsilon_2| = 0, 0.5$.

For an isotropic material, $\epsilon_1 = \epsilon_2 = 0$, $\gamma_1 = \gamma_2 = 1$, $m^{(1)} = \mu_1$, $m^{(2)} = \mu_2$ and equations (33) and (34) become

$$u_3^{(1)}(\mathbf{x}) = \frac{b}{2\pi} \tan^{-1} \left[\frac{L - x_1 \cos \delta - (x_2 - d) \sin \delta}{(x_2 - d) \cos \delta - x_1 \sin \delta} \right]$$

$$\begin{aligned} & + \frac{b}{2\pi} \tan^{-1} \left[\frac{x_1 \cos \delta + (x_2 - d) \sin \delta}{(x_2 - d) \cos \delta - x_1 \sin \delta} \right] \\ & + \frac{b}{2\pi} \left(\frac{\mu_2 - \mu_1}{\mu_2 + \mu_1} \right) \left\{ \tan^{-1} \left[\frac{L - x_1 \cos \delta + (x_2 + d) \sin \delta}{(x_2 + d) \cos \delta + x_1 \sin \delta} \right] \right. \\ & \left. + \tan^{-1} \left[\frac{x_1 \cos \delta - (x_2 + d) \sin \delta}{(x_2 + d) \cos \delta + x_1 \sin \delta} \right] \right\}, \quad (35) \end{aligned}$$

$$\begin{aligned}
 u_3^{(2)}(\mathbf{x}) &= \frac{b\mu_1}{\pi(\mu_1 + \mu_2)} \left\{ \tan^{-1} \left[\frac{L - x_1 \cos \delta - (x_2 - d) \sin \delta}{(x_2 - d) \cos \delta - x_1 \sin \delta} \right] \right. \\
 &\quad \left. + \tan^{-1} \left[\frac{x_1 \cos \delta + (x_2 - d) \sin \delta}{(x_2 - d) \cos \delta - x_1 \sin \delta} \right] \right\}, \quad (36)
 \end{aligned}$$

where μ_1 and μ_2 are the rigidities of the two media. Equations (35) and (36) are in agreement with the corresponding results of Rani and Singh (1993) for the displacement field due to a long inclined strike-slip fault in an isotropic half-space in welded contact with another isotropic half-space for the particular case $d = 0$.

5. Numerical results

The displacement is continuous across the interface $x_2 = 0$. Taking $d = 0$, $x_2 = 0$, equations (33) and (34) yield the following expression for the horizontal displacement at the interface

$$u_3^{(1)} = u_3^{(2)} = bMU_3, \quad (37)$$

where

$$\begin{aligned}
 U_3 &= -\frac{1}{\pi} \left\{ \tan^{-1} \left[\frac{(A + \epsilon_1 \sin 2\delta)L - Cx_1}{\alpha_1 x_1 \sin \delta} \right] \right. \\
 &\quad \left. + \tan^{-1} \left[\frac{C}{\alpha_1 \sin \delta} \right] \right\}, \quad (38)
 \end{aligned}$$

$$M = (1 - K)/2 = \frac{1}{1 + (\alpha_2/\alpha_1)\beta}, \quad \beta = C_{44}^{(2)}/C_{44}^{(1)}.$$

From equation (38), we note that U_3 depends only on the elastic properties of the source half-space; it is independent of the elastic properties of the other half-space. In fact, U_3 represents the dimensionless displacement at the free surface of a monoclinic half-space caused by a surface-breaking long inclined strike-slip fault. The effect of the other half-space on the displacement at the interface between two welded half-spaces is to introduce the magnification factor M . The value of M is 1 for a uniform half-space with a free surface and 1/2 for a uniform whole space.

Figure 2 shows the variation of U_3 with the dimensionless horizontal distance x_1/L from the

upper edge of the fault for $\gamma_1 = 0$ and $\epsilon_1 = 0, \pm 0.5$, for three values of the dip angle $\delta = 30^\circ, 60^\circ, 90^\circ$. $\epsilon_1 = 0$ corresponds to the isotropic medium. Figure 3 shows the variation of the magnification factor M with the rigidity contrast β , for $\gamma_1 = \gamma_2 = 1$, $|\epsilon_1| = 0, 0.5$, $|\epsilon_2| = 0, 0.5$. We note that the anisotropy parameter of the source half-space (ϵ_1) has a significant effect on the displacement field. However, the effect of the anisotropy parameter of the other half-space (ϵ_2) is small. The rigidity contrast (β) has a strong influence on the displacement field.

Acknowledgement

The authors are thankful to the Council of Scientific and Industrial Research, New Delhi for financial support through the Emeritus Scientist Scheme awarded to SJS.

References

- Crampin S 1989 Suggestions for a consistent terminology for seismic anisotropy; *Geophys. Prospect.* **37** 753–770
- Garg N R, Madan D K and Sharma R K 1996 Two-dimensional deformation of an orthotropic elastic medium due to seismic sources; *Phys. Earth Planet. Inter.* **94** 43–62
- Maruyama T 1966 On two-dimensional elastic dislocations in an infinite and semi-infinite medium; *Bull. Earthq. Res. Inst.* **44** 811–871
- Pan E 1989 Static response of a transversely isotropic layered half-space to general dislocation sources *Phys. Earth Planet. Inter.* **58** 103–117
- Rani S and Singh S J 1993 Residual elastic field in two welded half-spaces caused by a long inclined strike-slip fault; *Proc. Indian natn. Sci. Acad.* **59** 455–464
- Savage J C 1980 Dislocations in seismology; In: *Dislocations in solids Vol. 3 Moving dislocations* (ed) F R N Nabarro (Amsterdam : North-Holland Publishing Co.) pp. 251–339
- Sharma R K, Garg N R and Singh K 1991 Static deformation of two welded half-spaces due to a very long strike-slip dislocation; *Proc. Indian Acad. Sci. (Earth Planet. Sci.)* **100** 379–388
- Singh S J, Kumar A and Singh J 2001 Deformation of a monoclinic elastic half-space by a long inclined strike-slip fault (submitted for publication)
- Ting T C T 1995 Antiplane deformations of anisotropic elastic material; In: *Recent advances in elasticity, viscoelasticity and inelasticity, Series in Advances in mathematics in applied sciences Vol. 26* (ed) K R Rajgopal (Singapore : World Scientific) pp. 150–179