

# Phase study of oscillatory resistances in microwave-irradiated- and dark-GaAs/AlGaAs devices: Indications of a new class of integral quantum Hall effect

R. G. Mani,<sup>1</sup> W. B. Johnson,<sup>2</sup> V. Umansky,<sup>3</sup> V. Narayanamurti,<sup>4</sup> and K. Ploog<sup>5</sup>

<sup>1</sup>*Department of Physics and Astronomy, Georgia State University,  
29 Peachtree Center Avenue, Atlanta, GA 30303 U.S.A.*

<sup>2</sup>*Laboratory for Physical Sciences, University of Maryland, College Park, MD 20740 U.S.A.*

<sup>3</sup>*Braun Center for Submicron Research, Weizmann Institute, Rehovot 76100, Israel*

<sup>4</sup>*SEAS, Harvard University, 29 Oxford Street, Cambridge, MA 02138 U.S.A.*

<sup>5</sup>*Paul-Drude-Institut für Festkörperelektronik, Hausvogteiplatz 5-7, 10117 Berlin, Germany*

(Dated: June 1, 2009. Jour. Ref: Phys. Rev. B 79, 205320 (2009))

We report the experimental results from a dark study and a photo-excited study of the high mobility GaAs/AlGaAs system at large filling factors,  $\nu$ . At large- $\nu$ , the dark study indicates several distinct phase relations ("Type-1", "Type-2", and "Type-3") between the oscillatory diagonal- and Hall- resistances, as the canonical Integral Quantum Hall Effect (IQHE) is manifested in the "Type-1" case of approximately orthogonal diagonal- and Hall resistance- oscillations. Surprisingly, the investigation indicates quantum Hall plateaus also in the "Type-3" case characterized by approximately "anti-phase" Hall- and diagonal- resistance oscillations, suggesting a new class of IQHE.

Transport studies under microwave photo-excitation exhibit radiation-induced magneto-resistance oscillations in both the diagonal,  $R_{xx}$ , and off-diagonal,  $R_{xy}$ , resistances. Further, when the radiation-induced magneto-resistance oscillations extend into the quantum Hall regime, there occurs a radiation-induced non-monotonic variation in the amplitude of Shubnikov-de Haas (SdH) oscillations in  $R_{xx}$  vs.  $B$ , and a non-monotonic variation in the width of the quantum Hall plateaus in  $R_{xy}$ . The latter effect leads into the vanishing of IQHE at the minima of the radiation-induced  $R_{xx}$  oscillations with increased photo-excitation. We reason that the mechanism which is responsible for producing the non-monotonic variation in the amplitude of SdH oscillations in  $R_{xx}$  under photo-excitation is also responsible for eliminating, under photo-excitation, the novel "Type-3" IQHE in the high mobility specimen.

## INTRODUCTION

A 2-dimensional electron system (2DES) at high magnetic fields,  $B$ , and low temperatures,  $T$ , exhibits the integral quantum Hall effect (IQHE), which is characterized by plateaus in the Hall resistance  $R_{xy}$  vs.  $B$ , at  $R_{xy} = h/ie^2$ , with  $i = 1, 2, 3, \dots$  and concurrent vanishing diagonal resistance  $R_{xx}$  as  $T \rightarrow 0$  K, in the vicinity of integral filling factors of Landau levels, i.e.,  $\nu \approx i$ .<sup>[1, 2, 3]</sup> With the increase of the electron mobility,  $\mu$ , at a given electron density,  $n$ , and low  $T$ , IQHE plateaus typically become narrower as fractional quantum Hall effects (FQHE) appear in the vicinity of  $\nu \approx p/q$ , at  $R_{xy} = h/[(p/q)e^2]$ , where  $p/q$  denotes mostly odd-denominator rational fractions.<sup>[2, 3]</sup> Experimental studies of the highest mobility specimens have typically focused upon FQHE and other novel phases.<sup>[2, 3, 4, 5]</sup> Meanwhile, the possibility of new variations of IQHE that might appear with the canonical effect in the reduced-disorder specimen, especially at large- $\nu$ , has been largely unanticipated. In the first dark-study part of this paper, we show that three distinct phase relationships can occur between the oscillatory diagonal- and Hall- resistances in the high-mobility dark specimen at  $\nu > 5$ , and that IQHE can be manifested in two of these variations. The results therefore suggest one new class of IQHE, as they provide insight into the origin of oscillatory variations in the Hall effect, and their evolution into Hall

plateaus, in the low- $B$  large- $\nu$  regime of the radiation-induced zero-resistance states in the photoexcited high mobility 2DES.<sup>[6, 7, 8, 9, 10, 11, 12, 13, 14, 15, 16, 17, 18, 19, 20, 21, 22, 23, 24, 25, 26, 27, 28, 29, 30, 31, 32, 33, 34, 35, 36, 37, 38, 39, 40, 41, 42, 43, 44, 45, 46, 47, 48, 49]</sup>

Transport studies of photo-excited two-dimensional electron systems have become a topic of interest following the discovery of novel radiation-induced zero-resistance states in the GaAs/AlGaAs system at high filling factors.<sup>[6, 16]</sup> The characteristic field  $B_f$  for these zero-resistance states and associated magneto-resistance oscillations is a linear function of the radiation frequency,  $f$ , i.e.,  $B_f = 2\pi f m^*/e$ , and, therefore, an increase in  $f$  could be expected to bring about an overlap of the radiation-induced zero-resistance states and the quantum Hall effect. In this case, a topic of interest is the interplay between the radiation-induced phenomena and quantum Hall effect. Hence, in the second part of the paper, we follow up the above-mentioned dark-study of oscillatory resistances and quantum Hall effect at large filling factors, by examining also the influence of microwave photo-excitation. Here, the experimental results show that vanishing resistance induced by photo-excitation helps to replace the quantum Hall effect by an ordinary Hall effect over broad magnetic field intervals in the vicinity of the radiation-induced oscillatory  $R_{xx}$  minima. The results also identify a strong correlation between the vanishing

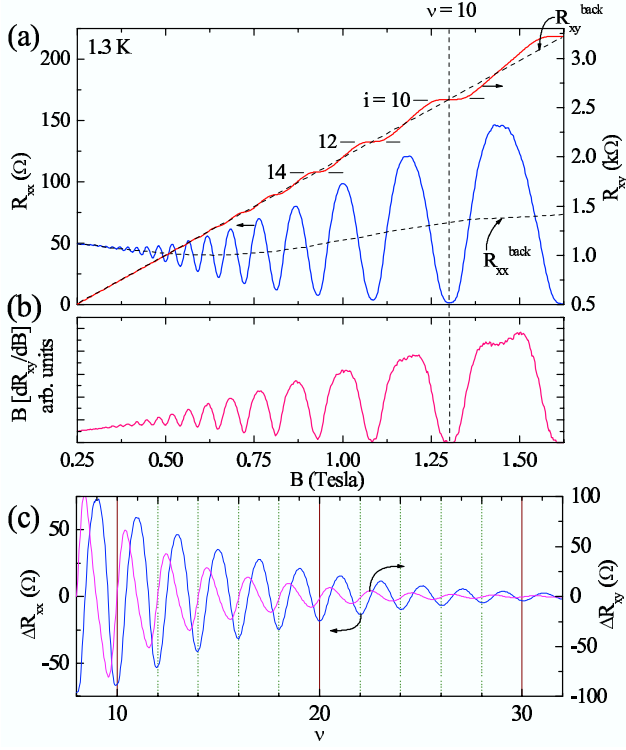


FIG. 1: Canonical IQHE and "Type-1" oscillations: (a) Hall plateaus at  $R_{xy} = h/e^2$ , i.e., IQHE's, coincide with minima in the diagonal resistance  $R_{xx}$  in a GaAs/AlGaAs Hall bar device. (b) A comparison of  $B[dR_{xy}/dB]$  shown here in Fig. 1(b) with  $R_{xx}$  in Fig. 1(a) suggests that  $R_{xx} \propto B[dR_{xy}/dB]$ , as per the resistivity rule (ref. 50). (c) A canonical quantum Hall system at large- $\nu$  also exhibits an approximately  $\pi/2$  phase shift between the oscillatory parts of  $R_{xx}$  and  $R_{xy}$ .

of SdH oscillations in  $R_{xx}$  and the narrowing of Hall plateaus in  $R_{xy}$  under photo-excitation. Comparative plots of the oscillatory diagonal and off-diagonal resistances that help to establish this correlation also serve to confirm the observations made on the dark specimen, namely, that IQHE sometimes goes together with "Type-3" resistance oscillations in the high mobility specimen at large  $\nu$ .

## EXPERIMENT

Simultaneous low-frequency ac lock-in based electrical measurements of  $R_{xx}$  and  $R_{xy}$  were carried out on GaAs/AlGaAs single hetero-junctions at  $T > 0.45K$ , with matched lock-in time constants, and sufficiently slow  $B$ -field sweep rates. The  $B$ -field was calibrated by ESR of DPPH.[12, 29]

Shubnikov-de Haas oscillations and associated IQHE became weaker, as usual, at higher  $T$ , and few oscillations or Hall plateaus were evident for  $\nu > 20$  at  $T > 1.7K$  in the dark study. Thus, we focused upon  $0.45 < T <$

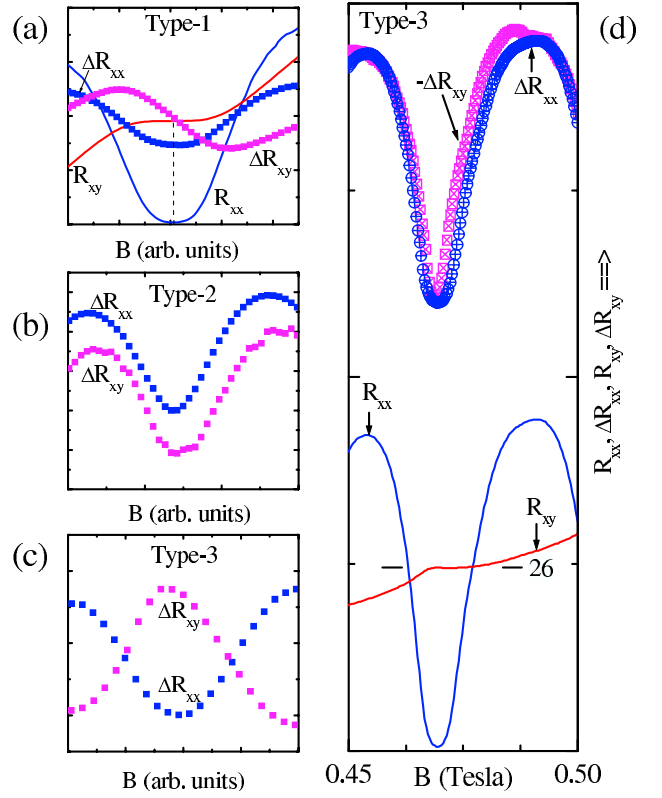


FIG. 2: In this figure, panels (a)-(c) exhibit, using representative data, the three types of magnetoresistance oscillations that are examined in this study while panel (d) illustrates an experimental observation of novel IQHE observed in the case of "Type-3" oscillations. (a) This panel shows the approximate-orthogonality observed between the  $\Delta R_{xx}$  and  $\Delta R_{xy}$  oscillations at large filling factors in the usual IQHE, see Fig. 1(c). (b) This panel illustrates the "in-phase" ("Type-2") oscillations in  $\Delta R_{xx}$  and  $\Delta R_{xy}$  at large filling factors, which have been observed in this study. (c) This panel presents the approximately  $\pi$  phase shift between  $\Delta R_{xx}$  and  $\Delta R_{xy}$  oscillations that characterizes Type-3 oscillations, also observed at large  $\nu$  in this study. (d) At the top, this panel exhibits "Type-3" oscillations at large filling factors. The bottom part of the panel (d) illustrates the associated IQHE.

1.7K, where  $T$ -induced changes in the phase relations were not discerned and, further, beats were not observed in the SdH oscillations. The observed phase differences were verified not to be experimental artifacts originating from the choice of experimental parameters such as the  $B$ -sweep rate, the data acquisition rate, lock-in integration time, and other typical variables. The observed phase relations also did not show an obvious dependence on the sample geometry, or type (Au-Ge/Ni or In) of contacts. The reported phase relation between the oscillatory Hall- and diagonal- resistances could often be identified by eye. Yet, we have utilized background subtraction here for the sake of presentation, mainly to realize overlays in the figures, for phase comparison. An explicit example

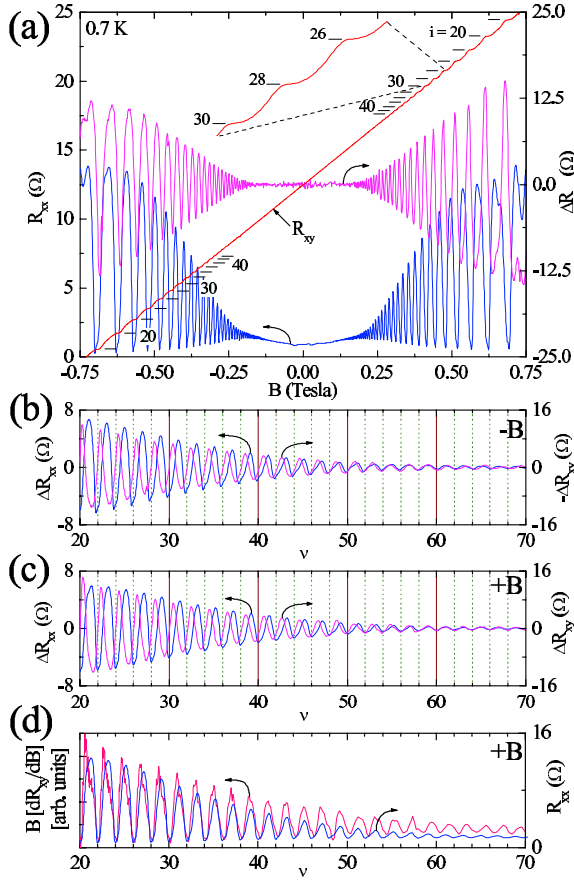


FIG. 3: "Type-1" to "Type-2" crossover at large- $\nu$ : (a)  $R_{xx}$ ,  $R_{xy}$ , and the oscillatory Hall resistance,  $\Delta R_{xy}$ , are shown over low magnetic fields,  $B$ , for a high mobility GaAs/AlGaAs specimen. Here, the oscillatory Hall resistance is anti-symmetric under field reversal, i.e.,  $\Delta R_{xy}(-B) = -\Delta R_{xy}(+B)$ , as expected. (b) The oscillatory diagonal resistance ( $\Delta R_{xx}$ ) and  $\Delta R_{xy}$  have been plotted *vs.*  $\nu$  to compare their relative phases for  $-B$ . (c) As above for  $+B$ . For  $20 \leq \nu < 46$ ,  $\Delta R_{xx}$  and  $\Delta R_{xy}$  are approximately orthogonal as in Fig. 1(c). For  $56 \leq \nu \leq 70$ ,  $\Delta R_{xx}$  and  $\Delta R_{xy}$  are approximately in-phase, unlike at  $\nu < 46$ . Note that the right ordinates in Fig. 3(c) and Fig. 3(b) show  $+\Delta R_{xy}$  and  $-\Delta R_{xy}$ , respectively, in order to account for the antisymmetry in  $\Delta R_{xy}$  under  $B$ -reversal. (d)  $B(dR_{xy}/dB)$  and  $R_{xx}$  are plotted *vs.*  $\nu$ . For  $\nu < 46$ , the two quantities are similar and in-phase, while a phase difference develops at higher  $\nu$ .

of the background subtraction procedure is illustrated in Appendix A. Finally, although the mobility  $\mu$  has been provided,  $\mu$  alone seems not to be sufficient for classifying the observed phenomena in high- $\mu$  specimens. Here, the high mobility condition was realized by brief illumination with a red LED.

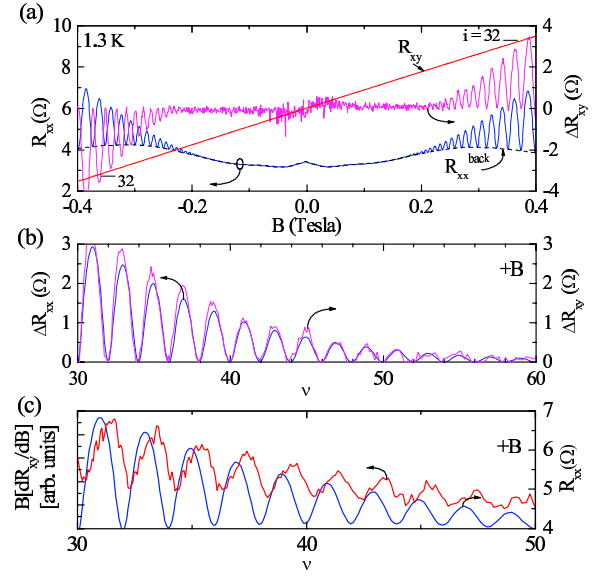


FIG. 4: "Type-2" oscillations at large- $\nu$ : (a)  $R_{xx}$ ,  $R_{xy}$ , and  $\Delta R_{xy}$  have been shown for a Hall bar specimen with  $n = 2.9 \times 10^{11} \text{ cm}^{-2}$  and  $\mu = 6 \times 10^6 \text{ cm}^2/\text{Vs}$ , which exhibits in-phase  $R_{xx}$  and  $\Delta R_{xy}$  oscillations. Note the absence of discernable Hall plateaus in  $R_{xy}$ , when the oscillatory resistances are in-phase. (b) Here, the amplitudes of  $\Delta R_{xx}$  and  $\Delta R_{xy}$  show similar  $\nu$ -variation. (c)  $B(dR_{xy}/dB)$  and  $R_{xx}$  are plotted *vs.*  $\nu$ . A comparison of the two traces suggests a  $90^\circ$  phase shift between the two quantities.

## SUMMARY OF THE OTHER OBSERVABLE PHASE RELATIONS AT LARGE- $\nu$

The second part of the study, i.e., the photo-excited study,[6] followed the same methods as the dark study with the difference that microwaves introduced via a rectangular waveguide served to irradiate the specimen. Here, the radiation intensity was adjusted externally as desired.

### PART 1 - THE DARK STUDY

#### BACKGROUND: "TYPE-1" PHASE RELATION IN THE CANONICAL IQHE AT LARGE- $\nu$

To review the basics, figure 1(a) exhibits measurements from a typical low mobility Hall bar specimen with  $n = 3.2 \times 10^{11} \text{ cm}^{-2}$  and  $\mu = 0.4 \times 10^6 \text{ cm}^2/\text{Vs}$ . Here, as is usual with IQHE, large amplitude Shubnikov-de Haas (SdH) oscillations in  $R_{xx}$  lead into zero-resistance states with increasing  $B$ , as  $R_{xy}$  exhibits plateaus at  $R_{xy} = h/e^2$  for  $\nu \approx i$ , with  $i = 2, 4, 6, \dots$ . This canonical low-mobility IQHE system is known to follow a resistivity/resistance rule,[50, 51] at a each  $T$ ,[52] whereby  $R_{xx} \propto B[dR_{xy}/dB]$  and  $dR_{xy}/dB$  is the  $B$ -field deriva-

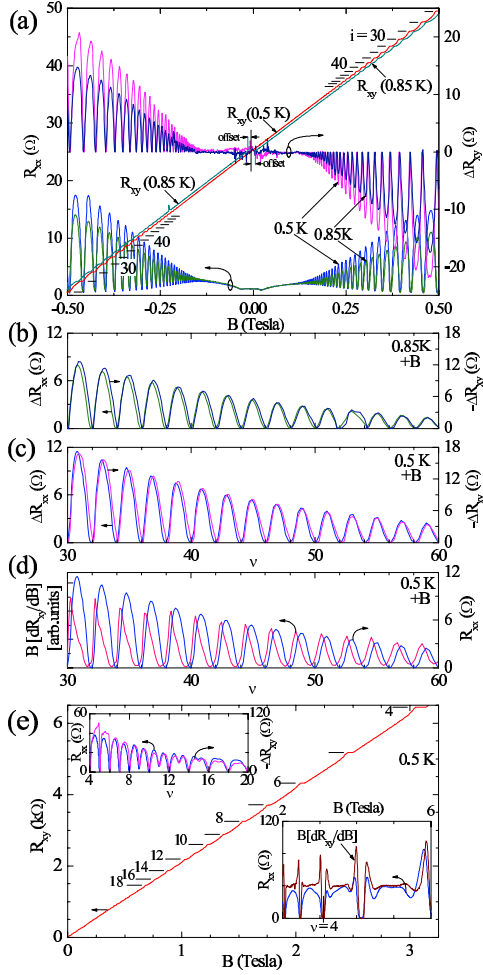


FIG. 5: "Type-3" oscillations at large- $\nu$ , and "Type-3" to "Type-1" crossover at large- $B$ : (a) Data for a square shape GaAs/AlGaAs specimen, where the magnitude of  $R_{xy}$  is reduced at the  $R_{xx}$  oscillation maxima. Here, the  $+B$  and the  $-B$  portions of the  $R_{xy}(0.85K)$  curve have been offset in opposite directions along the abscissa with respect to the  $R_{xy}(0.5K)$  curve, for the sake of presentation. Note the well-developed plateaus in  $R_{xy}$ . (b) At  $T = 0.85K$ , a plot of  $\Delta R_{xx}$  and  $-\Delta R_{xy}$  confirms similarity and a Type-3 phase relation. (c) Same as (b) but at  $T = 0.5K$ . (d)  $B(dR_{xy}/dB)$  and  $R_{xx}$  are plotted *vs.*  $\nu$ . The plot shows incommensurability between the two quantities. (e) The main panel shows the Hall resistance *vs.*  $B$ , with relatively narrow Hall plateaus, down to around filling factor  $\nu = 4$ . Left Inset: As in Fig. 5(b) and 5(c) above,  $-\Delta R_{xy}$  follows  $R_{xx}$ , down to nearly  $\nu = 5$ . Right Inset: For  $\nu \leq 4$ , a better correspondence develops between  $R_{xx}$  and  $B[dR_{xy}/dB]$ .

tive of  $R_{xy}$ .<sup>[50]</sup> In order to check the validity of this rule, Fig. 1(b) exhibits  $B[dR_{xy}/dB]$ , which is then to be compared with the  $R_{xx}$  shown in Fig. 1(a). Such a comparison suggests general consistency between the observed results and the suggested rule.<sup>[50, 51, 52]</sup>

For the sake of further analysis, Fig. 1(c) shows the oscillatory part of the diagonal ( $\Delta R_{xx}$ ) and the off-diagonal

Hall ( $\Delta R_{xy}$ ) resistances *vs.*  $\nu$ . Here,  $\Delta R_{xy} = R_{xy} - R_{xy}^{back}$  and  $\Delta R_{xx} = R_{xx} - R_{xx}^{back}$ , as  $R_{xy}^{back}$  and  $R_{xx}^{back}$  are the background resistances shown in Fig. 1(a). Note that, sometimes, we shall also refer to this oscillatory  $\Delta R_{xy}$  as "SdH oscillations", for lack of a better term, simply to avoid confusing it with the radiation-induced oscillations in  $R_{xy}$ . The reader should bear in mind that these "SdH oscillations" in  $R_{xy}$  are sometimes just another manifestation of IQHE. As evident from Fig. 1(c), the quantum Hall characteristics of Fig. 1(a) yield approximately orthogonal oscillations in  $\Delta R_{xx}$  and  $\Delta R_{xy}$  such that  $\Delta R_{xx} \approx -\cos(2\pi[\nu/2])$  and  $\Delta R_{xy} \approx \sin(2\pi[\nu/2])$ . This phase description becomes more appropriate at higher filling factors as the harmonic content in the oscillations is reduced, and the oscillations attain the appearance of exponentially damped sine/cosine waves. We denote the quantum Hall features of Fig. 1(a)-(c) as "Type-1" characteristics, and present the essentials in Fig. 2(a).

This study reports on other observable phase relations in the high mobility 2DES. We find, for instance, a "Type-2" phase relation, where  $|R_{xy}|$  is enhanced (suppressed) at the  $R_{xx}$  oscillation peaks (valleys) and the  $\Delta R_{xy}$  oscillations are in-phase with the  $R_{xx}$  or  $\Delta R_{xx}$  oscillations, as shown in Fig. 2(b). There also occurs the more remarkable "Type-3" case where  $|R_{xy}|$  is enhanced (suppressed) at the  $R_{xx}$  SdH oscillation minima (maxima) and the  $\Delta R_{xy}$  oscillations are phase-shifted by approximately " $\pi$ " with respect to the  $R_{xx}$  or  $\Delta R_{xx}$  oscillations, as shown in Fig. 2(c). Both Type-2 and Type-3 oscillations show variance from the resistivity/resistance rule for quantum Hall systems.<sup>[50]</sup> Here, we survey these experimentally observed phase relations and related crossovers in the high mobility 2DES, and then focus on the "Type-3" case, which also brings with it, remarkably, a new class of IQHE that is illustrated in Fig. 2(d).

## RESULTS

### "TYPE-1" - "TYPE-2" CROSSOVER AND "TYPE-2" PHASE RELATION AT LARGE- $\nu$

For a high mobility specimen with  $n = 3 \times 10^{11} \text{ cm}^{-2}$  and  $\mu = 1.1 \times 10^7 \text{ cm}^2/\text{Vs}$  that shows IQHE up to  $i \approx 40$ , Fig. 3(a) illustrates  $R_{xx}$ ,  $R_{xy}$ , and  $\Delta R_{xy}$  for both  $B$ -directions, using the convention  $R_{xy} > 0$  for  $B > 0$ . Figures 3(b) and (c) confirm similar behavior for both  $B$ -directions once the anti-symmetry in  $\Delta R_{xy}$  under  $B$ -reversal is taken into account. Fig. 3(c) indicates that from  $20 \leq \nu < 46$ ,  $\Delta R_{xy}$  oscillations are approximately orthogonal to the  $\Delta R_{xx}$  oscillations, as in Fig. 1(c). This feature, plus the manifestation of Hall plateaus in Fig. 3(a), and the consistency with the resistivity/resistance rule indicated in Fig. 3(d) over this  $\nu$ -range, confirms that the IQHE observed here is the canonical effect. A



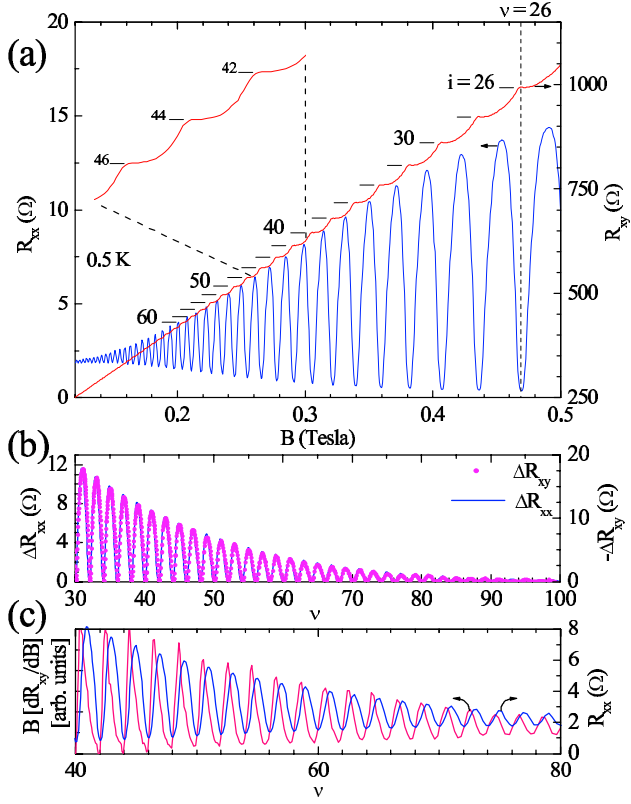


FIG. 6: IQHE with "Type-3" oscillations: (a)  $R_{xx}$  and  $R_{xy}$  are exhibited for a high mobility GaAs/AlGaAs specimen that shows deep  $R_{xx}$  minima and even-integral Hall plateaus at  $R_{xy} = h/e^2$ . (b) Here,  $-\Delta R_{xy}$  follows  $\Delta R_{xx}$ , indicative of a  $\pi$  phaseshift and a "Type-3" relationship, unlike the canonical quantum Hall situation, see Fig. 1(c). (c)  $B(dR_{xy}/dB)$  and  $R_{xx}$  are plotted vs.  $\nu$  to compare with the resistivity/resistance rule. Here, the lineshapes look dissimilar, and there is a phase shift between  $B(dR_{xy}/dB)$  and  $R_{xx}$ .

remarkable and interesting feature in Fig. 3(c) is that, following a smooth crossover,  $\Delta R_{xx}$  and  $\Delta R_{xy}$  become in-phase, i.e., "Type-2", for  $\nu \geq 56$ , as a variance with the resistivity/resistance rule, in the form of a phase shift, develops in Fig. 3(d).

Figs. 4(a) and 4(b) provide further evidence for in-phase "Type-2" oscillations in a Hall bar. Here, the Hall oscillations tend to enhance the magnitude of  $R_{xy}$  at the  $R_{xx}$  SdH maxima ("Type-2"), even as Hall plateaus are imperceptible in the  $R_{xy}$  curve. Yet, from Fig. 4(a), it is clear that  $\Delta R_{xy}$  is a Hall effect component, and not a misalignment offset admixture of  $R_{xx}$  into  $R_{xy}$ , since  $\Delta R_{xy}$  is antisymmetric under  $B$ -reversal.

We have presented these data exhibiting these "Type-2" oscillations and "Type-1" to "Type-2" crossover mainly for the sake of completeness; the main focus of this paper are the results that appear in the following.

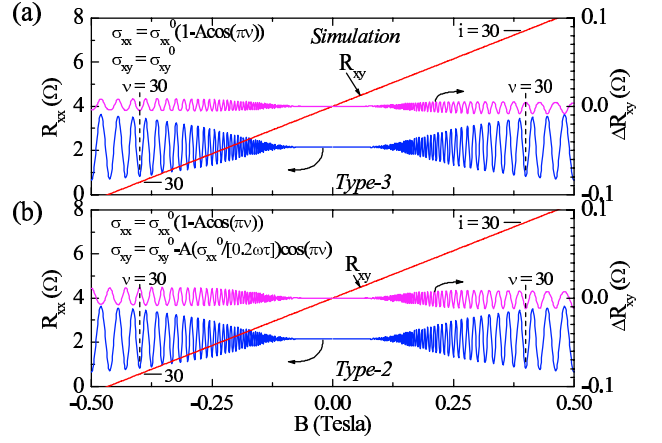


FIG. 7: Modelling shows the possibility of "Type-3" and "Type-2" oscillations: (a) Simulations suggest that oscillatory scattering contributions to the diagonal conductivity alone can produce Type-3 oscillations via the tensor relation for the resistivities, where the magnitude of  $R_{xy}$  is reduced at the SdH  $R_{xx}$  maxima. (b) Simulations of a semiempirical model that includes both a scattering contribution in  $\sigma_{xy}$ , and a reduction in the relaxation time with respect to the transport lifetime, indicate the possibility also of Type-2 oscillations, with  $|\Delta R_{xy}| \ll |\Delta R_{xx}|$ . A comparison of Fig. 7 (a) and 7(b) helps to convey the  $\tau$ -induced Type-3 to Type-2 transformation.

### "TYPE-3" PHASE RELATION AT LARGE- $\nu$ AND NOVEL IQHE

Figure 5 illustrates the third ("Type-3") phase relation in a high mobility square shape 2DES with  $n = 2.9 \times 10^{11} \text{ cm}^{-2}$  and  $\mu = 1 \times 10^7 \text{ cm}^2/\text{Vs}$ . Although  $\mu$  for this specimen is similar to the one examined in Fig. 3(a)-(d), the experimental results do look different. Figure 5(a) exhibits data taken at  $T = 0.85 \text{ K}$  and  $T = 0.5 \text{ K}$ . Fig. 5(a) shows that the main effect of changing  $T$  is to modify the amplitude of the  $\Delta R_{xx}$  and  $\Delta R_{xy}$  oscillations, so that oscillatory effects persist to a lower  $B$  at the lower  $T$ . The data of Fig. 5(a) also show that  $\Delta R_{xy}$  tends to reduce the magnitude of  $R_{xy}$  over the  $B$ -intervals corresponding to the  $R_{xx}$  peaks, as in Fig. 2(c), the Type-3 case. Meanwhile, quantum Hall plateaus are easily perceptible in  $R_{xy}$ , see Fig 5(a). Figures 5(b) and 5(c) demonstrate that for  $+B$ , for example,  $\Delta R_{xx}$  and  $-\Delta R_{xy}$  show nearly the same lineshape for  $30 \leq \nu \leq 60$ , and the phase relation does not change with  $T$ . Meanwhile, a comparison of  $B(dR_{xy}/dB)$  and  $R_{xx}$ , see Fig. 5(d), suggests a variance with the resistivity/resistance rule. Indeed, the correlation between the oscillatory diagonal- and off-diagonal- resistances held true down to nearly  $\nu = 5$ , see left inset of Fig. 5(e), as narrow IQHE plateaus were manifested in  $R_{xy}$ , see Fig. 5(e). For  $\nu \leq 4$ , however,  $R_{xx}$  correlated better with  $B(dR_{xy}/dB)$ , see right inset of Fig. 5(e), than with  $-\Delta R_{xy}$ , which sug-

gested that the resistivity/resistance rule[50] might come into play at especially low- $\nu$  here, as the system undergoes a Type-3  $\rightarrow$  Type-1 transformation, with decreasing  $\nu$ .

An expanded data plot of Type-3 transport is provided in Fig. 6(a). This plot shows plateaus in  $R_{xy}$  and deep minima in  $R_{xx}$  to very low- $B$ , as quantum Hall plateaus in  $R_{xy}$  follow  $R_{xy} = h/ie^2$ , to an experimental uncertainty of  $\approx 1$  percent. Although the IQHE data of Fig. 6(a) again appear normal at first sight, the remarkable difference becomes apparent when  $\Delta R_{xx}$  and  $-\Delta R_{xy}$  are plotted *vs.*  $\nu$ , as in Fig. 6(b). Here, we find once again an approximate phase-shift of " $\pi$ " ("Type-3") between  $\Delta R_{xx}$  and  $\Delta R_{xy}$  (Fig. 6(b)), as in Fig. 5(b) and (c), that is distinct from the canonical ("Type-1") phase relationship exhibited in Fig. 1(c). The resistivity/resistance rule  $R_{xx} \propto B[dR_{xy}/dB]$  seems not to be followed in this case at such large  $\nu$ , as a "phase shift" and a lineshape difference between  $R_{xx}$  and  $B[dR_{xy}/dB]$  becomes perceptible, see Fig. 6(c). Notably, in Fig. 6(a), the reported "Type-3" phase relation can even be discerned by a trained eye.

#### DISCUSSION: NUMERICAL SIMULATIONS INDICATING THE POSSIBILITY OF "TYPE-3" AND "TYPE-2" OSCILLATIONS

It is possible to extract some understanding from the phase relationships observed here between the oscillatory  $R_{xx}$  (or  $\Delta R_{xx}$ ) and  $\Delta R_{xy}$ . The "Type-1" orthogonal phase relation of Fig. 1(c) can be viewed as a restatement of the empirical resistivity/resistance rule, since the data of Fig. 1(a) yield both Fig. 1(b) and Fig. 1(c). Theory suggests that this rule might follow when  $R_{xx}$  is only weakly dependent on the local diagonal resistivity  $\rho_{xx}$  and approximately proportional to the magnitude of fluctuations in the off-diagonal resistivity  $\rho_{xy}$ , when  $\rho_{xx}$  and  $\rho_{xy}$  are functions of the position.[53] Thus, according to theory, specimens following the resistivity rule (and exhibiting "Type-1" oscillations) seem likely to include density fluctuations.[53]

For "Type-2" and "Type-3" oscillations, note that the specimens of Figs. 2 - 6 satisfy  $\omega\tau_T > 1$ , with  $\omega$  the cyclotron frequency, and  $\tau_T$  the transport lifetime, at  $B > 0.001$  (or 0.002)  $T$ . One might semi-empirically introduce oscillations into the diagonal conductivity,  $\sigma_{xx}$ , as  $\sigma_{xx} = \sigma_{xx}^0(1 - A\cos(2\pi E_F/\hbar\omega))$ . [54, 55, 56] Here, the minus sign ensures the proper phase, while  $\sigma_{xx}^0 = \sigma_0/(1 + (\omega\tau_T)^2)$ ,  $\sigma_0$  is the *dc* conductivity,  $E_F$  is the Fermi energy, and  $A = 4c[(\omega\tau_T)^2/(1 + (\omega\tau_T)^2)][X/\sinh(X)]\exp(-\pi/\omega\tau_S)$ , where  $X = [2\pi^2 k_B T/\hbar\omega]$ ,  $\tau_S$  is single particle lifetime, and  $c$  is of order unity.[54, 56, 57] Simulations with  $\sigma_{xx}$  as given above, and  $\sigma_{xy} = \sigma_{xy}^0 = (\omega\tau_T)\sigma_{xx}^0$ , indicate oscillations in both  $R_{xx}$  and  $R_{xy}$  via  $\rho_{xx} = \sigma_{xx}/(\sigma_{xx}^2 + \sigma_{xy}^2)$  and  $\rho_{xy} = \sigma_{xy}/(\sigma_{xx}^2 + \sigma_{xy}^2)$ , and a Type-3 phase relation-

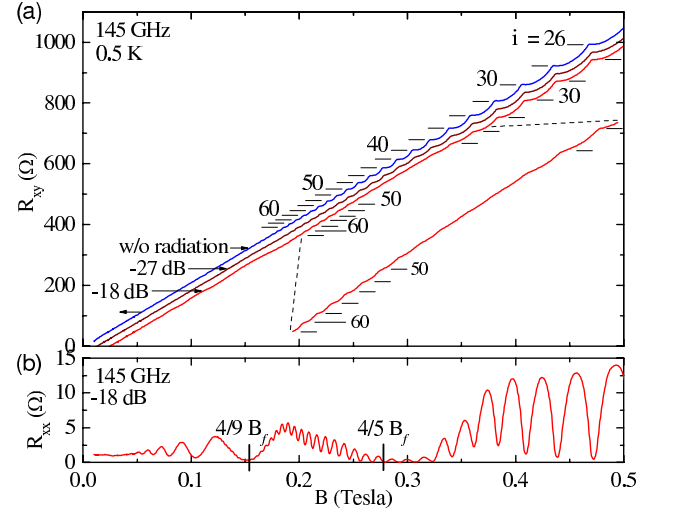


FIG. 8: Photo-excitation eliminates IQHE: (a) The dark- and irradiated-at-145GHz- off-diagonal Hall resistances  $R_{xy}$  of a GaAs/AlGaAs device at  $T = 0.5K$  have been exhibited *vs.* the magnetic field,  $B$ . For the sake of presentation, the  $-27dB$  and  $-18dB$  curves have been shifted down along the ordinate with respect to the dark "w/o radiation" curve. The index,  $i$ , labels the Hall plateaus. Also shown in the figure panel is an expanded  $R_{xy}$  plot of the  $-18dB$  curve for the span  $34 \leq i \leq 62$ , which shows that Hall plateaus disappear under photoexcitation between roughly  $36 \leq i \leq 48$ . Thus, photo-excitation eliminates these quantum Hall effects in favor of an ordinary Hall effect. (b) This panel exhibits the diagonal resistance  $R_{xx}$  under photo-excitation at 145GHz, with the photoexcitation attenuated to  $-18dB$ . Note the reduction in the amplitude of Shubnikov-de Haas oscillations, most noticeably in the vicinity of the  $(4/5)B_f$  minimum of the radiation-induced magneto-resistance oscillations. Thus, this figure shows that a radiation-induced reduction in the amplitude of Shubnikov-de Haas oscillations in  $R_{xx}$  correlates with the radiation-induced disappearance of IQHE plateaus in  $R_{xy}$ .

ship, see Fig. 7(a), with  $|\Delta R_{xy}| \ll |\Delta R_{xx}|$ . That is, an oscillatory  $\sigma_{xx}$  can also lead to small  $R_{xy}$  oscillations, with "Type-3" phase characteristics, see Fig. 7(a).

As a next step, one might introduce an oscillatory  $\sigma_{xy} = \sigma_{xy}^0(1 + G\cos(2\pi E_F/\hbar\omega))$ , where  $G = 2c[(1 + 3(\omega\tau_T)^2)/((\omega\tau_T)^2(1 + (\omega\tau_T)^2))][X/\sinh(X)]\exp(-\pi/\omega\tau_S)$ . [55, 56] Upon inverting the tensor including oscillatory  $\sigma_{xy}$  and  $\sigma_{xx}$ , "Type-3" oscillations were still obtained, as in Fig. 7(a).

Finally, the strong  $B$ -field  $\sigma_{xy}$  follows  $\sigma_{xy} = \sigma_{xx}/\omega\tau - ne/B$  in the self-consistent Born approximation for short range scattering potentials, when  $\tau$  is the relaxation time in the  $B$ -field.[55] Although, the dominant scattering mechanism is long-ranged in GaAs/AlGaAs devices, we set  $\sigma_{xy} = (\sigma_{xx}^0/\omega\tau - ne/B) - A(\sigma_{xx}^0/\omega\tau)\cos(2\pi E_F/\hbar\omega)$ . When  $\tau = \tau_T$ , this approach again yielded Type-3 phase relations, as in the discussion above. At this point, we

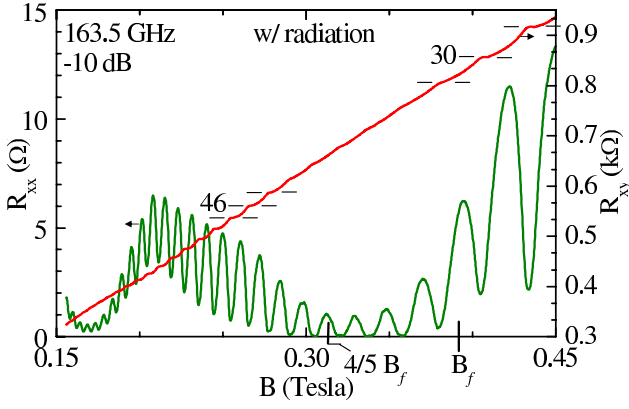


FIG. 9: Re-entrant IQHE under photo-excitation at  $T = 0.5K$ : The diagonal ( $R_{xx}$ ) and off-diagonal ( $R_{xy}$ ) resistances of a photo-excited GaAs/AlGaAs device have been exhibited *vs.* the magnetic field,  $B$ , for  $0.15 \leq B \leq 0.45 \text{ Tesla}$ . Here, the specimen has been photo-excited at  $163.5 \text{ GHz}$ , with the intensity attenuated to  $-10 \text{ dB}$ . The "slow" oscillatory structure in  $R_{xx}$  corresponds to the radiation-induced magneto-resistance oscillations, while the "fast" structure corresponds to the Shubnikov-de Haas oscillations. The  $(4/5)B_f$  minimum for the radiation-induced magneto-resistance oscillations has been marked in the figure. Noticeably, the amplitude of the Shubnikov-de Haas oscillations in  $R_{xx}$  is reduced in the vicinity of the minima of the radiation-induced magneto-resistance oscillations, and this feature correlates with a vanishing of IQHE in  $R_{xy}$  over the same interval. Specifically, in this instance, Hall plateaus vanish between  $34 \leq i \leq 42$ . They reappear at higher  $i$ , only to disappear once again at even higher  $i$ . That is, there appears to be a radiation-induced re-entrance into IQHE. Here, the plateau index  $i$  has been marked next to the Hall plateaus.

were surprised to see that the Type-3 oscillations reported here could be so readily generated from the simulations. Next, we examined the case  $\tau < \tau_T$ , in order to account for the possibility that  $\tau$  in a  $B$ -field may possibly come to reflect  $\tau_S$ , which typically satisfies  $\tau_S < \tau_T$  for small angle scattering by long-range scattering-potentials.[57] Remarkably, a reduction in  $\tau$ , which corresponds to changing the nature of the potential landscape, converted "Type-3" (phase-shift by  $\pi$ ) to "Type-2" (in-phase) oscillations, see Fig. 7(a) and 7(b).

If density fluctuations at large length scales produce "Type-1" characteristics,[53] and "Type-2" oscillations require a difference between  $\tau_T$  and  $\tau$  as suggested above, then the observation of "Type-1" and "Type-2" oscillations in the same measurement (Fig. 3(b) and (c)) seems consistent because long length-scale potential fluctuations can produce both modest density variations and a difference between  $\tau_T$  and  $\tau_S$  (or  $\tau$ ).[57] Perhaps, with increasing  $B$ , there is a crossover from "Type-2" to "Type-1" before  $R_{xy}$  plateaus become manifested, and thus, IQHE is not indicated in the "Type-2" regime, see Figs.

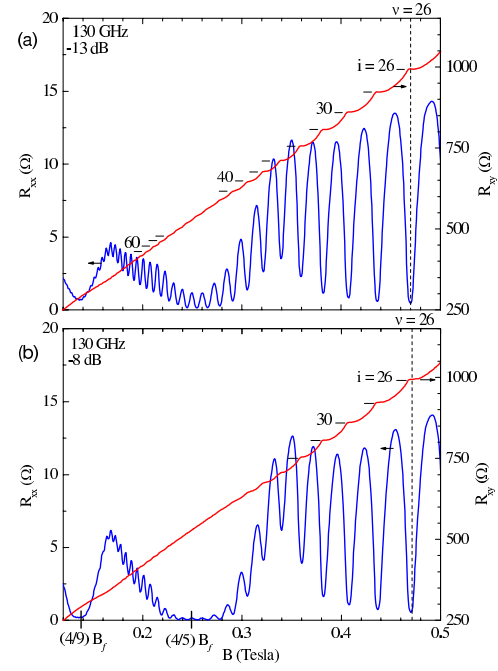


FIG. 10: Evolution of transport and re-entrant IQHE under photo-excitation at  $T = 0.5K$ : The diagonal ( $R_{xx}$ ) and off-diagonal ( $R_{xy}$ ) resistances of a photo-excited GaAs/AlGaAs device have been exhibited *vs.* the magnetic field,  $B$ , for  $0.12 \leq B \leq 0.5 \text{ Tesla}$ . Here, the specimen has been photo-excited at  $130 \text{ GHz}$ , with the intensity attenuated to  $-13 \text{ dB}$  in the panel (a), and  $-8 \text{ dB}$  in the panel (b). Thus, a comparison of panels (a) and (b) serves to convey the effect of an incremental change in the radiation intensity. The bottom panel corresponds to the greater intensity. As the radiation intensity increases, the radiation-induced magneto-resistance oscillations in  $R_{xx}$ , i.e., the "slow" oscillations, become more pronounced and a radiation-induced zero-resistance state becomes perceptible in  $R_{xx}$  in the vicinity of  $(4/5)B_f$ . Concurrently, the amplitude Shubnikov-de Haas oscillations in  $R_{xx}$  shows even stronger non-monotonicity *vs.*  $B$ . Indeed, the Shubnikov-de Haas oscillations nearly vanish in the vicinity of  $(4/5)B_f$  as a consequence of photo-excitation at  $-8 \text{ dB}$ . A comparison of the top- and bottom- panels also shows that Hall plateaus become weaker and tend to vanish with increased photo-excitation near the minima of the radiation-induced magneto-resistance oscillations. The effect tracks the disappearance of Shubnikov-de Haas oscillations in  $R_{xx}$  under the influence of photo-excitation. Indeed, some Hall plateaus that are observable under photo-excitation at  $-13 \text{ dB}$  seem to have nearly vanished under irradiation at  $-8 \text{ dB}$ .

3 (a) and 4(a).

Specimens exhibiting "Type-3" oscillations and associated IQHE suggest better homogeneity in  $n$ , which is confirmed by oscillations to extremely low- $B$  (see Fig. 6(a) and (b)). The relatively narrow plateaus at high- $B$  (see Fig. 5(e)) hint at a reduced role for disorder-induced localization.[2] In this case, perhaps there are other mechanisms contributing to the observed large  $|\Delta R_{xy}|$ , and ("Type-3") plateau formation, in the high- $\mu$

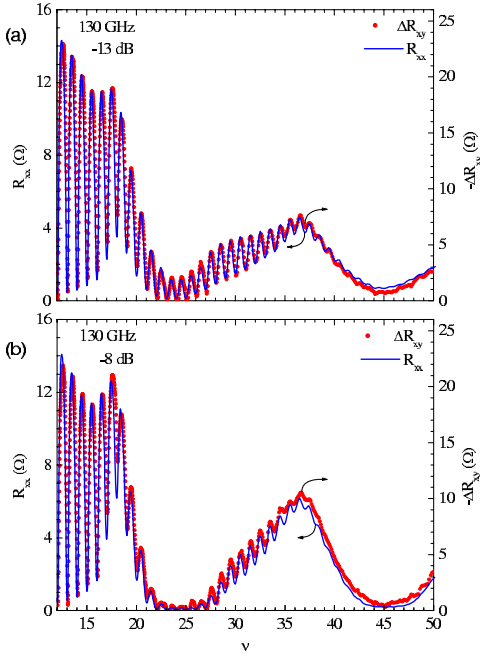


FIG. 11: "Type-3" transport under photo-excitation: This figure presents a re-plot of the data of the previous figure, Fig. 10, as  $R_{xx}$  vs.  $\nu$  and  $-\Delta R_{xy}$  vs.  $\nu$ , in order to carry out a phase comparison of the oscillations in the diagonal and off-diagonal resistance. Here, the oscillatory part of the Hall resistance,  $\Delta R_{xy}$ , matches, within a scale factor, the diagonal resistance so far as both the radiation-induced- and Shubnikov-de Haas- oscillations are concerned. Indeed, the "Type-3" behavior observed in this figure confirms that the IQHE exhibited in the previous figure, Fig. 10, corresponds to the new IQHE, discussed in association with Fig. 5 and Fig. 6.

system. It could be that such additional mechanisms serve to create/maintain/enhance the mobility gap or suppress backscattering in the higher Landau level here, which assists in the realization of the "Type-3" characteristics and IQHE to low  $B$ .

## PART 2

### TRANSPORT STUDY UNDER MICROWAVE PHOTO-EXCITATION

Previous sections indicated the observability of several possible phase relations, denoted as "Type-1", "Type-2", and "Type-3," between the oscillatory Hall and diagonal resistances in the dark GaAs/AlGaAs system. Of particular interest were the approximately " $\pi$ "-shifted "Type-3" oscillations (Figs. 5 and 6), which exhibited quantum Hall effects that were similar to,- and yet different from,- the canonical quantum Hall effect that goes together with the resistivity/resistance rule and "Type-

1" oscillations characterized by an approximately " $\pi/2$ " phase-shift (Fig. 1). Numerical simulations exhibited in the last section confirmed the possibility of these "Type-3" and "Type-2" phase relations, although the magnitude of the Hall oscillations obtained in the simulations always remained small compared to  $R_{xx}$  oscillations, unlike experiment. In this section, we examine the influence of microwave photo-excitation over the same magnetic field, filling factor, and temperature intervals, to determine- and convey- the radiation-induced change in Shubnikov-de Haas oscillations and IQHE in the "Type-3" high mobility system. The MBE grown GaAs/AlGaAs single heterostructures for these measurements were prepared by Umansky and coworkers, as per ref. 58.

Figure 8(a) illustrates the dark- and irradiated-at-145GHz- off-diagonal Hall resistances  $R_{xy}$  of a GaAs/AlGaAs device at  $T = 0.5K$ . Here, for the sake of presentation, the  $-27dB$  and  $-18dB$  Hall curves have been down-shifted along the ordinate with respect to the dark "w/o radiation" Hall curve, and the Hall plateaus have been labeled with the index,  $i$ . Fig. 8(a) shows that the  $R_{xy}$  curve is influenced by the radiation in two ways: First, there develops the "slow" radiation-induced oscillations in the Hall resistance, which are superimposed on the overall linear increase in  $R_{xy}$  with  $B$ . These radiation-induced oscillations in  $R_{xy}$  are especially evident in the  $-18dB$  curve, and they are similar to what we have reported earlier.[9]. Second, radiation also appears to narrow the width of the Hall plateaus more readily over some range of filling factors than others. Again, this feature is most evident in the  $-18dB$  curve. Indeed, in the expanded  $R_{xy}$  plot of the  $-18dB$  curve in Fig. 8(a) for the span  $34 \leq i \leq 62$ , the Hall plateaus tend to vanish under photoexcitation between roughly  $36 \leq i \leq 48$ , only to reappear at even higher  $i$ . Thus, this figure suggests that photo-excitation exchanges the integral quantum Hall effects with an ordinary Hall effect over some range of filling factors. The bottom panel of Fig. 8 exhibits the diagonal resistance  $R_{xx}$  under photo-excitation at  $f = 145GHz$ , with the photoexcitation attenuated to  $-18dB$ . This panel exhibits strong radiation-induced magneto-resistance oscillations in  $R_{xx}$ , and a reduction in the amplitude of Shubnikov-de Haas oscillations, most noticeably in the vicinity of the  $(4/5)B_f$  minimum, where  $B_f = 2\pi m^*f/e$ . A comparison of the top and bottom panels of Fig. 8 indicates that the radiation-induced vanishing of Hall plateaus in  $R_{xy}$  correlates with this radiation-induced non-monotonicity in the amplitude of Shubnikov-de Haas oscillations in  $R_{xx}$ .

Figure 9 exhibits similar characteristics at a radiation frequency  $f = 163.5GHz$ . Here, a simultaneous measurement of  $R_{xx}$  and  $R_{xy}$ , followed by a plot of the two curves on the same graph, helps to convey the intimate relation between the radiation-induced non-monotonic variation in the amplitude of the Shubnikov-de Haas  $R_{xx}$  oscillations and the non-monotonic variation in the width of



the Hall plateaus in  $R_{xy}$ . This plot suggests that as the amplitude of Shubnikov-de Haas oscillations in  $R_{xx}$  is reduced by photo-excitation, for example, in the vicinity of the  $(4/5)B_f$  radiation-induced resistance minimum, the Hall plateaus tend to narrow and vanish, although the plateaus reappear once again at either end of the  $(4/5)B_f$  minimum, when the Shubnikov-de Haas oscillations in  $R_{xx}$  grow stronger.

Figure 10 helps to convey the evolution of these transport characteristics with the photo-excitation intensity at  $f = 130\text{GHz}$ . Hence, Fig. 10(a) shows  $R_{xx}$  and  $R_{xy}$  vs.  $B$  with the radiation attenuated to  $-13\text{dB}$ , while Fig. 10(b) shows the same with the radiation attenuated to  $-8\text{dB}$ . Here, Fig. 10(b) corresponds to the more intense photo-excitation. Although the two panels look similar, it is apparent that increasing the intensity from  $-13\text{dB}$  to  $-8\text{dB}$  increases the magnitude of the "slow" radiation-induced magnetoresistance oscillations characterized by relatively broad minima in the vicinity of  $(4/5)B_f$  and  $(4/9)B_f$ . Concurrently, the amplitude of Shubnikov-de Haas oscillations in  $R_{xx}$  becomes smaller in the vicinity of, for example, the  $(4/5)B_f$  minimum. This weakening of SdH oscillations goes together again with the progressive disappearance of IQHE. It is worth pointing out that IQHE were easily observable down to approximately  $0.2\text{Tesla}$  at this temperature,  $T = 0.5\text{K}$ , in the absence of photo-excitation, as in Fig. 6. Fig. 10 shows, however, that under photo-excitation, although some IQHE are still observable in the vicinity of  $0.2\text{Tesla}$ , they disappear in the vicinity of  $0.25\text{Tesla}$  as a consequence of the photo-excitation, only to reappear at an even higher  $B$ .

The data of Figs. 8 - 10 help to illustrate that microwave photo-excitation not only produces radiation-induced magneto-resistance oscillations, but it also influences the amplitude of Shubnikov-de Haas oscillations, producing a non-monotonic variation in the amplitude of these oscillations vs.  $B$  or  $\nu$ . Further, the data show that this non-monotonic variation in the amplitude of the Shubnikov-de Haas oscillations correlates with a non-monotonic variation in the width of the IQHE plateaus vs.  $B$  or  $\nu$ . As a vanishing Hall plateau width signals the disappearance of IQHE, it appears that photo-excitation helps to replace the IQHE with an ordinary Hall effect over the minima of the radiation-induced magneto-resistance oscillations.

In order to identify the mechanism responsible for the disappearance of the Hall plateaus under photo-excitation, it seems necessary to establish first the nature of IQHE at these high filling factors per the analysis used earlier for examining transport in the dark specimens. Hence, in Fig. 11, we re-plot the data of Fig. 10 as  $R_{xx}$  vs.  $\nu$  and  $\Delta R_{xy}$  vs.  $\nu$ . The plots of Fig. 11 are generally similar to the plots of Fig. 1(c), Fig. 3(b) and (c), Fig. 4(b), Fig. 5(b) and (c), and Fig. 6(b), with the difference that, instead of  $\Delta R_{xx}$ , it is  $R_{xx}$  that is directly

compared with  $-\Delta R_{xy}$ , in the plot overlays. The reason for this difference is that we wish to compare, at the same time, the relative phases of the "fast" "SdH oscillations," as well as the "slow" radiation-induced resistance oscillations, in  $R_{xx}$  and  $R_{xy}$ .

In previous work,[9] we have shown that so far as the radiation-induced oscillations in  $R_{xx}$  and  $R_{xy}$  are concerned,  $-\Delta R_{xy} \propto R_{xx}$ . By setting up this same relation in the plots of Fig. 11, we notice that both the radiation-induced and "SdH" oscillations in the diagonal and off-diagonal resistances match up over nearly the entire range of exhibited filling factors,  $12 \leq \nu \leq 50$ . Thus, Fig. 11 helps to realize three conclusions: (a) There is an approximate " $\pi$ "-phase shift between the Shubnikov-de Haas oscillations of the diagonal- and off-diagonal Hall resistances in these photo-excited data, as for the "Type-3" resistance oscillations sketched in Fig. 2(c). (b) Radiation-induced magneto-resistance oscillations of the diagonal and off-diagonal resistances follow the ("Type-3") relation  $-\Delta R_{xy} \propto R_{xx}$ , as previously reported.[9] (c) The IQHE observed in this photo-excited study exhibit the "Type-3" characteristic, cf. Fig. 10 and 11, once again, as in the dark study, cf. Fig. 5 and 6. Thus, the observed IQHE seem to belong once again to this new class of IQHE.

These strong correlations between the  $R_{xx}$  and  $-\Delta R_{xy}$  characteristics per Fig. 11 further suggest that the mechanism that is responsible for the radiation-induced modulation in the amplitude of Shubnikov-de Haas oscillations in  $R_{xx}$  is also the mechanism that produces the modulation in the width of the IQHE. This topic will be examined in greater detail elsewhere.[59]

Finally, the observation of vanishing diagonal resistance and an ordinary Hall effect under photo-excitation, over a range of filling factors where vanishing resistance is associated with quantum Hall effect in the dark specimen, suggests that the disordered 2D system attains the appearance of an ideal, disorder-free, two-dimensional electron system, under photo-excitation.[2]

## CONCLUSION

An experimental study of the high mobility GaAs/AlGaAs system in the dark at large- $\nu$  indicates three distinct phase relations between the oscillatory Hall and diagonal resistances, which have been labeled as "Type-1", "Type-2", and "Type-3" oscillations. "Type-1" corresponds to the canonical quantum Hall situation at large filling factors. "Type-2" and "Type-3" oscillations can be reproduced in simple transport simulations, and such oscillations exhibit systematic deviations from the resistivity/resistance rule. Surprisingly, IQHE appears manifested in high mobility specimens in the case of "Type-3" oscillations, which are characterized by approximately "anti-phase"

Hall- and diagonal- resistance oscillations. Based on the differences at large  $\nu$  between IQHE in the "Type-3" case and the canonical IQHE, so far as the phase relations, and consistency with the resistivity/resistance rule are concerned, we have reasoned the "Type-3" case corresponds to a new class of IQHE.

We have also examined the influence of photo-excitation at microwave frequencies on the Hall and diagonal resistances in the high mobility specimen at large filling factors. We have observed that photo-excitation serves to produce a non-monotonic variation with  $B$  or  $\nu$  in the amplitude of Shubnikov-de Haas oscillations, and concurrently modulates the width of the IQHE plateaus, leading, remarkably, to a vanishing of IQHE at the minima of the radiation-induced magneto-resistance oscillations. Strikingly, the "Type-3" phase relation is observed for both the "SdH" oscillations- and the radiation-induced magneto-resistance oscillations- in  $R_{xx}$  and  $R_{xy}$ , see Fig. 11. The results suggest that the mechanism that produces the modulation in the amplitude of SdH oscillations in  $R_{xx}$  is also be responsible for plateau narrowing and IQHE quenching at the minima of the radiation-induced magneto-resistance oscillations.

### ACKNOWLEDGEMENT

R.G.M. is supported by D. Wooldard and the Army Research Office under W911NF-07-01-0158.

### APPENDIX: BACKGROUND SUBTRACTION AND THE EXTRACTION OF THE OSCILLATORY RESISTANCES

The purpose of this appendix is to exhibit the background subtraction procedure that has been used to extract the oscillatory resistances and generate the resistance oscillations overlays in the figures, for phase comparison. For the diagonal resistance,  $R_{xx}^{back}$ , when utilized, typically followed either the midpoints (e.g. Fig. 1(a)) or the minima (e.g. Fig. 4(a)) of the  $R_{xx}$  oscillations, see also Fig. 12(Top). The resulting  $R_{xx}^{back}$  is then removed from  $R_{xx}$  to obtain  $\Delta R_{xx}$  as shown in Fig. 12(center). Background subtraction for the off-diagonal Hall resistance involved a two pass process, since  $|R_{xy}^{back}| \gg |\Delta R_{xy}|$ . Here, the first pass identified  $\approx 99\%$  of  $R_{xy}^{back}$  through a linear-fit of  $R_{xy}$  vs.  $B$  which is shown in Fig. 12(Top), while a spline fit in the second pass, see Fig. 12 (center), then accounted for the  $\approx 1\%$  residual term. At the second pass,  $R_{xy}^{back}$  was chosen as for  $R_{xx}$ , see above, to make possible resistance oscillations overlays of the type shown in Fig. 12(bottom). In all cases,  $R_{xx}^{back}$  and  $R_{xy}^{back}$  varied "slowly" in comparison to the oscillatory part of the resistances.

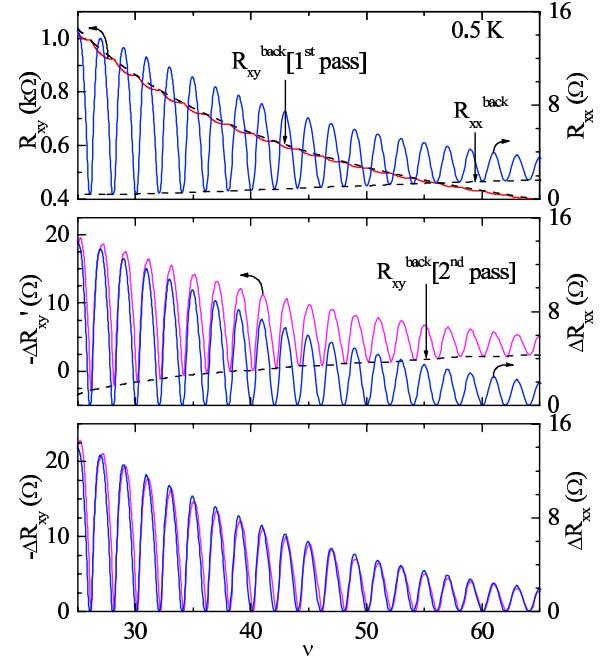


FIG. 12: Background subtraction procedure: (Top) The diagonal and off-diagonal resistances  $R_{xx}$  and  $R_{xy}$  of a GaAs/AlGaAs device have been exhibited vs. the filling factor  $\nu$  along with  $R_{xx}^{back}$  and  $R_{xy}^{back}$  [1st pass], the background Hall resistance at the first pass.  $R_{xy}^{back}$  [1st pass] is obtained through a linear fit of  $R_{xy}$  vs.  $B$ . (Center) This panel exhibits  $\Delta R_{xx} = R_{xx} - R_{xx}^{back}$  and  $-\Delta R'_{xy} = -(R_{xy} - R_{xy}^{back})$  [1st pass]. (Bottom) This panel exhibits  $\Delta R_{xx}$  and  $-\Delta R'_{xy} = -(\Delta R'_{xy} - R_{xy}^{back})$  [2nd pass].

## REFERENCES

- [1] K. von Klitzing, G. Dorda, and M. Pepper, Phys. Rev. Lett. **45**, 494 (1980).
- [2] R. E. Prange and S. M. Girvin, The Quantum Hall Effect, 2nd. edn (Springer, New York, 1990).
- [3] S. Das Sarma and A. Pinczuk, Perspectives in Quantum Hall Effects, (Wiley, New York, 1996).
- [4] M. P. Lilly, K. B. Cooper, J. P. Eisenstein, L. N. Pfeiffer, and K. W. West, Phys. Rev. Lett. **82**, 394 (1999); J. P. Eisenstein, K. B. Cooper, L. N. Pfeiffer, and K. W. West, *ibid.* **88**, 076801 (2002).
- [5] J. S. Xia et al., Phys. Rev. Lett. **93**, 176809 (2004).
- [6] R. G. Mani, J. H. Smet, K. von Klitzing, V. Narayana-murti, W. B. Johnson, and V. Umansky, Nature(London) **420**, 646 (2002);
- [7] M. A. Zudov, R. R. Du, L. N. Pfeiffer, and K. W. West, Phys. Rev. Lett. **90**, 046807 (2003).
- [8] S. I. Dorozhkin, JETP Lett. **77**, 577 (2003).
- [9] R. G. Mani, V. Narayanamurti, K. von Klitzing, J. H. Smet, W. B. Johnson, and V. Umansky, Phys. Rev. **B69**, 161306 (2004).
- [10] R. G. Mani, J. H. Smet, K. von Klitzing, V. Narayana-murti, W. B. Johnson, and V. Umansky, Phys. Rev. B **69**, 193304 (2004).
- [11] R. G. Mani, V. Narayanamurti, K. von Klitzing, J. H. Smet, W. B. Johnson, and V. Umansky, Phys. Rev. **B70**, 153310 (2004).
- [12] R. G. Mani, J. H. Smet, K. von Klitzing, V. Narayana-murti, W. B. Johnson, and V. Umansky, Phys. Rev. Lett. **92**, 146801 (2004);
- [13] S. A. Studenikin, M. Potemski, P. T. Coleridge, A. S. Sachradja, and Z. P. Wasilewski, Sol. St. Comm. **129**, 341 (2004).
- [14] I. V. Kukushkin et al., Phys. Rev. Lett. **92**, 236803 (2004).
- [15] R. L. Willett, L. N. Pfeiffer, and K. W. West, Phys. Rev. Lett. **93**, 026604 (2004).
- [16] R. G. Mani, Physica E (Amsterdam) **22**, 1 (2004); *ibid.* **25**, 189 (2004);
- [17] R. G. Mani, Intl. J. Mod. Phys. B. **18**, 3473 (2004);
- [18] R. G. Mani, IEEE Trans. on Nanotech. **4**, 27 (2005);
- [19] R. G. Mani, Appl. Phys. Lett. **85**, 4962 (2004).
- [20] R. G. Mani, Phys. Rev. B **72**, 075327 (2005).
- [21] J. H. Smet, B. Gorshunov, C. Jiang, L. Pfeiffer, K. West, V. Umansky, M. Dressel, R. Meisels, F. Kuchar, and K. von Klitzing, Phys. Rev. Lett. **95**, 116804 (2005).
- [22] Z. Q. Yuan, C. L. Yang, R. R. Du, L. N. Pfeiffer, and K. W. West, Phys. Rev. B **74**, 075313 (2006).
- [23] R. G. Mani, Sol. St. Comm. **144**, 409 (2007).
- [24] R. G. Mani, Appl. Phys. Lett. **91**, 132103 (2007).
- [25] S. A. Studenikin, A. S. Sachradja, J. A. Gupta, Z. R. Wasilewski, O. M. Fedorych, M. Byszewski, D. K. Maude, M. Potemski, M. Hilke, K. W. West, and L. N. Pfeiffer, Phys. Rev. B **76**, 165321 (2007).
- [26] K. Stone, C. L. Yang, Z. Q. Yuan, R. R. Du, L. N. Pfeiffer, and K. W. West, Phys. Rev. B **76**, 153306 (2007).
- [27] A. Wirthmann, B. D. McCombe, D. Heitmann, S. Holland, K. J. Friedland, and C.M. Hu, Phys. Rev. B **76**, 195315 (2007).
- [28] R. G. Mani, Physica E40, 1178 (2008).
- [29] R. G. Mani, Appl. Phys. Lett. **92**, 102107 (2008).
- [30] A. T. Hatke, H.S. Chiang, M. A. Zudov, L. N. Pfeiffer, and K. W. West, Phys. Rev. B **77**, 201304 (2008).
- [31] A. C. Durst, S. Sachdev, N. Read, and S. M. Girvin, Phys. Rev. Lett. **91**, 086803 (2003).
- [32] A. V. Andreev, I. L. Aleiner, and A. J. Millis, Phys. Rev. Lett. **91**, 056803 (2003).
- [33] X. L. Lei and S. Y. Liu, Phys. Rev. Lett. **91**, 226805 (2003).
- [34] V. Ryzhii and A. Satou, J. Phys. Soc. Jpn. **72**, 2718 (2003).
- [35] P. H. Rivera and P. A. Schulz, Phys. Rev. B **70**, 075314 (2004).
- [36] S. A. Mikhailov, Phys. Rev. B **70**, 165311 (2004).
- [37] I. A. Dmitriev et al., Phys. Rev. B. **71**, 115316 (2005).
- [38] J. Inarrea and G. Platero, Phys. Rev. Lett. **94**, 016806 (2005).
- [39] I. A. Dmitriev, M. G. Vavilov, I. L. Aleiner, A. D. Mirlin, and D. G. Polyakov, Phys. Rev. B **71**, 115316 (2005).
- [40] J. Inarrea and G. Platero, Phys. Rev. Lett. **94**, 016806 (2005).
- [41] J. Inarrea and G. Platero, Appl. Phys. Lett. **89**, 052109 (2006).
- [42] X. L. Lei and S. Y. Liu, Phys. Rev. B **72**, 075345 (2005); X. L. Lei, Phys. Rev. B **73**, 235322 (2006).
- [43] J. Inarrea, Appl. Phys. Lett., **90**, 172118 (2007).
- [44] A. D. Cheplianskii, A. S. Pikovsky and D. L. Shepelyansky, Eur. Phys. J. B **60**, 225 (2007).
- [45] A. Auerbach and G. V. Pai, Phys. Rev. B **76**, 205318 (2007).
- [46] I. A. Dmitriev, A. D. Mirlin, and D. G. Polyakov, Phys. Rev. B **75**, 245320 (2007).
- [47] S. S. Wang, and T.K. Ng, Phys. Rev. B **77**, 165324 (2008).
- [48] J. Inarrea and G. Platero, Phys. Rev. B **78**, 193310 (2008).
- [49] I. Dmitriev, A. Mirlin, and D. G. Polyakov, Physica E40, 1332 (2008).
- [50] A. Chang and D. C. Tsui, Sol. St. Comm. **56**, 153 (1985).
- [51] R. Rötger et al., Phys. Rev. Lett. **62**, 90 (1989).
- [52] H. P. Wei, D. C. Tsui, M. A. Paalanen, and A. M. M. Pruisken, Phys. Rev. Lett. **61**, 1294 (1988).
- [53] S. H. Simon and B. I. Halperin, Phys. Rev. Lett. **73**, 3278 (1994).
- [54] T. Ando, J. Phys. Soc. Jpn. **37**, 1233 (1974).
- [55] T. Ando, Y. Matsumoto, and Y. Uemura, J. Phys. Soc. Jpn. **39**, 279(1975).
- [56] A. Isihara, and L. Smrcka, J. Phys. C: Sol. St. Phys. **19**, 6777 (1986).
- [57] S. Das Sarma and F. Stern, Phys. Rev. B **32**, 8442 (1985).
- [58] V. Umansky, R. de-Picciotto, and M. Heiblum, Appl. Phys. Lett. **71**, 683 (1997).
- [59] R. G. Mani et al., (to be published).