

Novel tandem ring-opening/ring-closing metathesis reactions of functionalized cyclohexenoids derived from (-)- α -pinene

Goverdhan Mehta* and Jayakrishnan Nandakumar

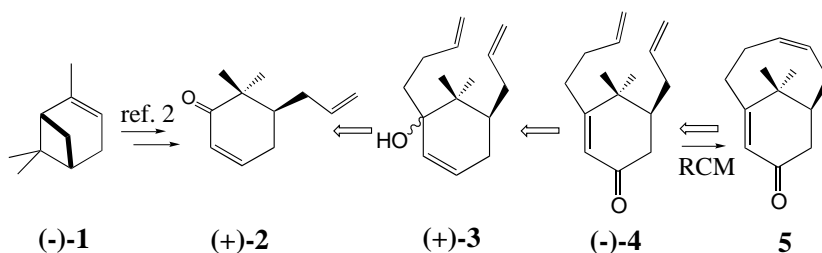
Department of Organic Chemistry, Indian Institute of Science, Bangalore 560 012, India

Abstract—The cyclohexenone (+)-**2**, readily obtained from (-)- α -pinene **1** was elaborated to (+)-**3** in an attempt to construct the AB rings of taxoids employing the ring-closure metathesis (RCM) reaction as the key step. In the event, a novel ring-opening/ring-closing metathesis reaction was encountered in the relatively strain free cyclohexenyl ring of (+)-**3**.

α -Pinene **1**, a monoterpene found abundantly in Nature has been extensively explored as a chiral building-block in many synthetic endeavors.¹ We have recently reported the restructuring of (-)-**1** into various interesting frameworks via the intermediacy of the readily available enone (+)-**2**, by employing intramolecular tandem Michael, aldol and [2+2]-photocycloaddition reactions.² As a part of our continuing interest in the utilization of (+)-**2** in natural product syntheses, we became interested in its elaboration to the AB rings of taxoids³ as shown in the retrosynthetic sequence displayed in Scheme 1. The key final step in this approach was a ring-closure metathesis (RCM) reaction in either (+)-**3** or (-)-**4** to generate the bicyclo[5.3.1]undecane framework **5** of taxoids.⁴ While executing our projected approach (Scheme 1) to the AB rings of taxoids, we have unexpectedly encountered a ring-opening/ring-closing metathesis sequence in the cyclohexenyl system. Normally, tandem ring-opening/ring-closing metathesis reactions are observed in strained rings where there is a tendency to undergo ring opening to release strain or in cycloalkene allyl ethers.^{5,6} The tandem reactions

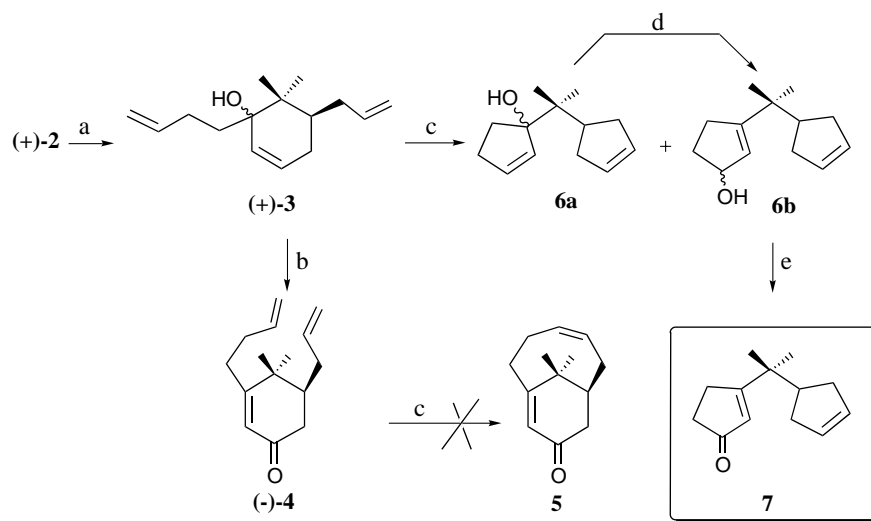
reported herein are novel because they involve the relatively less strained cyclohexenyl ring undergoing ring opening, an event which has been reported scarcely in the literature.⁵

We have previously reported² a convenient synthesis of (+)-**2** from α -pinene **1** and in order to implement the projected theme of Scheme 1, a second olefin bearing side arm needed to be appended. For this purpose, a 4C butenyl chain was added via a Barbier reaction between (+)-**2** and butenyl bromide in the presence of lithium metal to yield (+)-**3** (Scheme 2). PCC oxidation in (+)-**3** furnished the desired transposed enone (-)-**4**.² A ring-closure metathesis reaction on **4** using Grubbs' catalyst $\text{Ru}[(\text{PCy}_3)_2\text{Cl}_2\text{CHPh}]$ was attempted with the expectation that the terminal olefins will react and afford the bicyclic skeleton **5**. However, even after several attempts no clean product formation was observed and the TLC and spectral scrutiny of the reaction mixture indicated the formation of a complex mixture of oligomers or polymers as a result of intermolecular metathesis. Attributing the failure of this reaction to

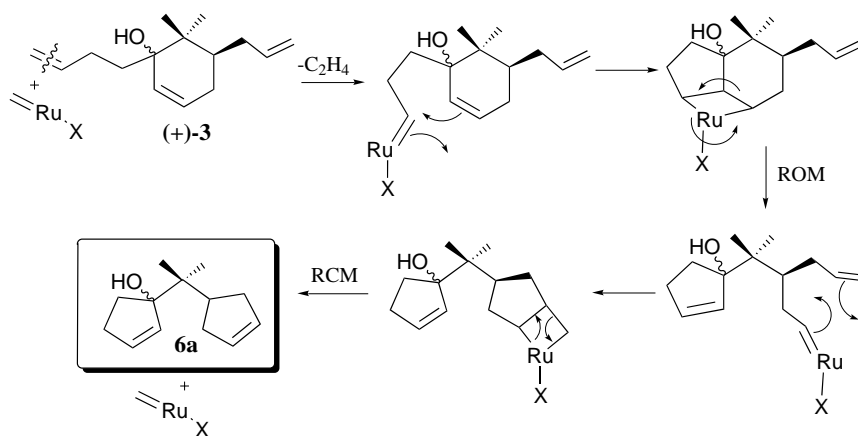


Scheme 1.

* Corresponding author. E-mail: gm@orgchem.iisc.ernet.in



Scheme 2. Reagents and conditions: (a) 4-bromo-1-butene, Li, sonication, 75%; (b) PCC, CH₂Cl₂, 93%; (c) Ru[(PCy₃)₂Cl₂CHPh] (30 mol%), CH₂Cl₂, 40°C; (d) silica gel, **6a** 6%, **6b** 63%; (e) TPAP, NMMO, CH₂Cl₂, rt, 61%.



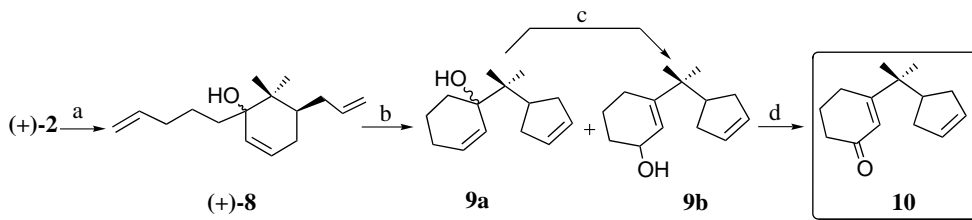
Scheme 3.

the rigidity of the planar cyclohexenone moiety and the unfavorable bridgehead placement of the double bond in the resulting eight-membered ring, we decided to attempt the RCM reaction on the precursor compound (+)-3, which was devoid of such difficulties.

Exposure of (+)-3 to the Grubbs' catalyst Ru[P(Cy₃)₂Cl₂CHPh] produced a very unusual result.⁷ On complete consumption of the starting material, the tlc and ¹H NMR screen of the reaction mixture indicated the presence of a major product **6a** along with a small amount of **6b**. When this mixture was passed through a pad of silica gel for purification purposes only **6b** was isolated. Quite clearly, **6a** had converted almost exclusively into **6b** through a facile allylic rearrangement on the silica gel surface. A closer examination of the ¹H and ¹³C NMR data for the more stable isomer **6b**⁸ pointed to the presence of a secondary allylic alcohol unit and a major structural change. To glean further information about the structural reorganization that might have occurred, **6b** was subjected to oxidation

with TPAP⁹ to yield a single product **7**.⁷ The presence of symmetry in **7** as revealed by the ¹H and ¹³C NMR data (equivalence of the methyls of the *gem*-dimethyl group, two allylic CH₂ groups and two olefinic CH groups) proved to be incisive in arriving at its structure. In addition, the IR value of 1704 cm⁻¹ (cyclopentenone carbonyl) and carbon chemical shifts at δ 210 (cyclopentenone carbonyl) and at δ 190 (β-carbon of the cyclopentenone) helped us unambiguously to assign the structure to enone **7**.⁸ Thus, based on the structure of **7**, the structures for **6a** and **6b** could be fully secured.

The mechanism of formation of **6a** from (+)-3 must have involved first the formation of the Ru-carbene intermediate at one of the terminal olefins followed by six-membered ring-opening metathesis (ROM). The newly formed Ru-carbene center now reacts (RCM) with the remaining terminal double bond to afford the di-cyclopentenyl methane derivative **6a**. The most likely sequence operative in the formation of **6a** from **3** is depicted in Scheme 3.



Scheme 4. Reagents and conditions: (a) 5-bromo-1-pentene, Li, sonication, 80% (b) Ru[(PCy₃)₂Cl₂CHPh] (30 mol%), CH₂Cl₂, 40°C (c) silica gel, **9a** 8%, **9b** 62% (d) TPAP, NMMO, CH₂Cl₂, rt, 56%.

It was considered appropriate to probe the generality of this novel tandem metathesis reaction. For this purpose, a Barbier reaction was performed on (+)-2 with 5-bromopentene in the presence of lithium metal to afford the tertiary alcohol (+)-8 in good yield (Scheme 4). The resulting triene alcohol was exposed to Grubbs' catalyst under conditions identical to those employed for (+)-3.⁷ In an analogous manner, (+)-8 also furnished one major product **9a**, which converted to **9b**⁸ during purification on a silica gel pad. On oxidation with TPAP,⁹ **9a,b** afforded the enone **10**⁷ whose structure was deduced with the help of ¹H, ¹³C NMR, IR and MS data⁸ which clearly indicated the presence of the cyclohexenone moiety rather than the cyclopentenone moiety (Scheme 4). The symmetry element associated with the formulation **10** was clearly discernible. Structural assignment of **10**, in turn led to the unambiguous formulation of **9a** and **9b**. Mechanistically **9a** can be derived from (+)-8 in a manner similar to that depicted in Scheme 3.

In summary, we have observed interesting tandem ring-opening/ring-closing metathesis reactions in functionally embellished cyclohexene derivatives in the presence of the Grubbs' catalyst. Such reactions could be employed in a very facile manner, even in a relatively strain-free carbocyclic ring such as the cyclohexenyl ring, to obtain interesting products through deep-seated structural change.

Acknowledgements

We would like to thank the SIF at IISc for providing high field NMR data.

References

- Some recent examples: (a) Wender, P. A.; Badham, N. F.; Conway, S. P.; Floreancig, P. E.; Glass, T. E.; Houze, J. B.; Krauss, N. E.; Lee, D.; Marquess, D. G.; McGrane, P. L.; Meng, W.; Natchus, M. G.; Shuker, A. J.; Sutton, J. C.; Taylor, R. E. *J. Am. Chem. Soc.* **1997**, *119*, 2757; (b) Steel, P. G.; Thomas, E. J. *J. Chem. Soc., Perkin Trans. 1* **1997**, *4*, 371; (c) Menager, E.; Merifield, E.; Smallridge, M.; Thomas, E. J. *Tetrahedron* **1997**, *53*, 9377; (d) Wolk, J. L.; Goldsmid, Z.; Dunkelblum, E. *Synthesis* **1986**, 347.
- Mehta, G.; Nandakumar, J. *Tetrahedron Lett.* **2001**, *42*, 7667.
- For a recent review on taxoids, see: Mehta, G.; Singh, V. K. *Chem. Rev.* **1999**, *99*, 881.
- A related approach from β-pinene to the AB rings of taxoids has been reported: Wenz, M.; Grossbach, D.; Beitzel, M.; Blechert, S. *Synthesis* **1999**, 607.
- Recent reviews: (a) Schuster, M.; Blechert, S. *Angew. Chem., Int. Ed. Engl.* **1997**, *36*, 2036; (b) Grubbs, R. H.; Chang, S. *Tetrahedron* **1998**, *54*, 4413.
- (a) Schwab, P.; Grubbs, R. H.; Ziller, J. W. *J. Am. Chem. Soc.* **1996**, *118*, 100; (b) Zuercher, W. J.; Hashimoto, M.; Grubbs, R. H. *J. Am. Chem. Soc.* **1996**, *118*, 6634; (c) Bassindale, M. J.; Edwards, A. S.; Hamley, P.; Adams, H.; Harrity, J. P. A. *Chem. Commun.* **2000**, 1035; (d) Bassindale, M. J.; Hamley, P.; Leitner, A.; Harrity, J. P. A. *Tetrahedron Lett.* **1999**, *40*, 3247.
- Experimental procedure for the tandem ring-closing/ring-opening metathesis reaction of (+)-3 and (+)-8: To a solution of the substrate (+)-3 (0.045 mmol) in degassed DCM (7 ml) was added dropwise a solution of Grubbs' catalyst (30 mol%) in degassed DCM (3 ml) under an argon atmosphere. The resultant solution was refluxed for 2 h. The solvent was evaporated in vacuo and the residue was loaded on a pad of silica gel. Elution with 1% EtOAc–hexane afforded the less polar product **6a** (6%). Further elution with 5% EtOAc–hexane furnished the more polar product **6b** (63%). Reaction of (+)-8 with Grubbs' catalyst under identical conditions led to **9a** (8%) and **9b** (62%) after chromatography on silica gel. Procedure for the TPAP/NMMO oxidation of **6b** and **9b**: To a solution of the allylic alcohol **6b** or **9b** (0.007 mmol) in DCM (3 ml) was added NMMO (10 mg, 0.09 mmol) and a pinch of TPAP. The solution was stirred at room temperature for 1 h, diluted with DCM, washed with brine and dried over Na₂SO₄ and concentrated. The crude product was passed through a pad of silica gel and eluted with 5% EtOAc–hexane to afford the enone **7** (61%) or **10** (56%).
- All new compounds reported here were duly characterized on the basis of spectral [IR, ¹H (2D wherever required) and ¹³C NMR and MS data] Selected spectral data: **6b**: ¹H NMR (300 MHz, CDCl₃): δ 5.62 (2H, s), 5.49 (1H, dd, *J*=3.5, 1.8 Hz), 4.81 (1H, m), 2.54–2.04 (7H, series of m), 1.73–1.64 (2H, m), 1.00 (3H, s), 0.99 (3H, s); ¹³C NMR (75 MHz, CDCl₃): δ 157.6, 129.93, 129.89, 125.5, 77.6, 44.9, 38.2, 34.2, 34.1, 29.8, 28.4, 23.79, 23.77. **7**: IR (neat): 1705 cm⁻¹; ¹H NMR (300 MHz, CDCl₃): δ 5.97 (1H, t, *J*=1.7 Hz), 5.65 (2H, m), 2.67–2.63 (2H, m), 2.60–2.49 (1H, m), 2.43–2.40 (2H, m), 2.37–2.28 (2H, m), 2.15–2.08 (2H, m), 1.11 (6H, s); ¹³C NMR (75 MHz, CDCl₃): δ 210.5, 190.3, 129.8 (2C), 128.8, 45.1, 40.8, 35.3, 34.3 (2C), 28.0, 23.6

(2C); mass (E.I. 70 eV): m/z 191 ($M^{+}+1$). **9b**: IR (neat): 3368 cm^{-1} ; ^1H NMR (300 MHz, CDCl_3): δ 5.62 (2H, s), 5.56 (1H, s), 4.23 (1H, br.), 2.51–2.46 (1H, m), 2.21–1.58 (10H, series of m), 0.95 (3H, s), 0.95 (3H, s); ^{13}C NMR (75 MHz, CDCl_3): δ 148.9, 129.93, 129.91, 122.5, 66.5, 44.0, 40.4, 34.13, 34.10, 32.1, 24.7, 23.4, 23.1, 19.8. **10**: IR (neat): 1670 cm^{-1} ; ^1H NMR (300 MHz, CDCl_3): δ 5.97

(1H, s), 5.63 (2H, s), 2.59–2.53 (1H, quintet, $J=9\text{ Hz}$), 2.40–2.35 (4H, m), 2.30–2.22 (2H, m), 2.12–2.05 (2H, m), 1.98 (2H, quintet, $J=6.3\text{ Hz}$), 1.04 (6H, s); ^{13}C NMR (75 MHz, CDCl_3): δ 200.7, 173.1, 129.7 (2C), 124.6, 44.0, 42.1, 37.6, 34.2 (2C), 25.9, 23.4, 22.7 (2C); mass (E.I. 70 eV): m/z 204 (M^{+}).

9. Ley, S. V. *Synthesis* **1994**, 639.