



Contents lists available at ScienceDirect

Tetrahedron

journal homepage: www.elsevier.com/locate/tet

A radical mediated approach to the stereoselective formal total synthesis of (+)-Sch 642305[☆]

Tushar Kanti Chakraborty^{a,*}, Rajarshi Samanta^b, Pulukuri Kiran Kumar^b

^a Central Drug Research Institute, CSIR, Chattar Manzil Palace, Post Box No. 173, Lucknow 226 001, UP, India

^b Indian Institute of Chemical Technology, CSIR, Hyderabad 500 607, India

ARTICLE INFO

Article history:

Received 13 May 2009

Received in revised form 14 June 2009

Accepted 16 June 2009

Available online xxx

ABSTRACT

A formal total synthesis of (+)-Sch-642305 is described. The synthesis, which commenced from a simple chiral synthon (5S)-5-(hydroxymethyl)dihydrofuran-2(3H)-one, employed, as a key step, a radical mediated opening of a chiral epoxy alcohol intermediate with $\text{Cp}_2\text{Ti(III)Cl}$ following an efficient method developed by us earlier. The resultant intermediate radical was intramolecularly trapped by the electron deficient double bond present in the molecule to give rise to its highly functionalized six-membered carbocyclic ring in stereoselective manner.

© 2009 Published by Elsevier Ltd.

1. Introduction

Since the discovery of triphenylmethyl radical by Moses Gomberg, radical chemistry became a very useful tool in the arsenal of synthetic organic chemists.¹ Development of many improved methods thereafter for the generation of radicals under easy and mild conditions and the high tolerance of functional groups have made radical mediated reactions increasingly useful in the synthesis of structurally complex natural products.^{2–4} The work described here is such an example which shows new perspective in Ti(III) mediated reactions for the synthesis of compounds with several chiral centres.

Our target here is Sch 642305 (**1**, Fig. 1) isolated from *Penicillium verrucosum* as a potent inhibitor of bacterial DNA primase.⁵ Because DNA primase is necessary for the replication of chromosomal DNA, its inhibitors can have very useful applications as potent antimicrobials.^{6,7} Jayasuriya and co-workers recently reported that Sch 642305 potently inhibits HIV-1 Tat transactivation too.⁸ The functionally enriched bicyclic macrolide framework of **1**, composed of a decalactone moiety fused to a 4-hydroxycyclohexenone ring, is synthetically challenging, especially because of the additional presence of four stereogenic centres. As a result, several total syntheses of this molecule have already appeared in the literature.^{9–14} We wish to report here a formal total synthesis of (+)-Sch 642305, which employs, as a key step, the radical mediated opening of chiral epoxy alcohol followed by intramolecular trapping of the resultant intermediate radical by the electron deficient double bond leading

to the construction of the highly functionalized six member carbocyclic ring of the molecule.

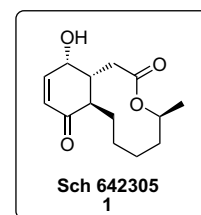
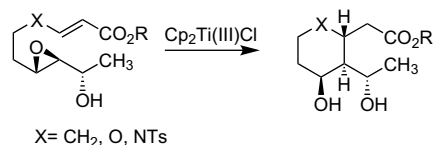


Figure 1.

The method has been recently developed by us for the syntheses of *trans*-fused highly substituted six member carbocycles,¹⁵ oxacycles¹⁶ and azacycles¹⁷ via Ti(III) mediated chiral epoxy alcohol opening followed by 6-*exo-trig* mode of cyclization as shown in Scheme 1. Synthesis of (+)-Sch 642305 was undertaken to demonstrate the application of this method in the synthesis of complex natural products.



Scheme 1.

Our retrosynthetic approach to the synthesis of (+)-Sch 642305 is shown in Scheme 2. The principle reaction was Ti(III) mediated opening of chiral epoxy alcohol **4** followed by intramolecular trapping of the intermediate radical to lead to the cyclohexane ring of the molecule. Now compound **7** would be prepared via Wittig

[☆] CDRI Communication No. 7800.

* Corresponding author. Tel.: +91 522 2623286; fax: +91 522 2623405/3938.

E-mail address: chakraborty@cdri.res.in (T.K. Chakraborty).

3. Conclusions

In summary, we have accomplished the formal total synthesis of bioactive natural product (+)-Sch 642305 through a radical mediated epoxide opening followed by intramolecular cyclization strategy using $\text{Cp}_2\text{Ti(III)Cl}$ and syntheses of both the fragments commenced from the same cheap starting material. As these bicyclic macrolides are having interesting biological activities, we hope our synthetic strategy would be useful for the further investigation in the related fields.

4. Experimental

4.1. General procedures

All reactions were carried out in oven or flame-dried glassware with magnetic stirring under nitrogen atmosphere using dry, freshly distilled solvents, unless otherwise noted. Reactions were monitored by thin layer chromatography (TLC) carried out on 0.25 mm silica gel plates with UV light, I_2 , 7% ethanolic phosphomolybdic acid-heat and 2.5% ethanolic anisaldehyde (with 1% AcOH and 3.3% concd H_2SO_4)-heat as developing agents. Silica gel finer than 200 mesh was used for flash column chromatography. Yields refer to chromatographically and spectroscopically homogeneous materials unless otherwise stated. Melting points are uncorrected. IR spectra were recorded as neat liquids or KBr pellets. Mass spectra were obtained under electron impact ionisation (EI), liquid secondary ion mass spectrometric (LSIMS) technique, electron spray ionisation (ESI) and MALDI techniques. Optical rotations were measured with a digital polarimeter. NMR spectra were recorded on 500, 400, 300 and 200 MHz spectrometers at 30 °C with 2–10 mM solutions in appropriate solvents using TMS as internal standard or the solvent signals as secondary standards and the chemical shifts are shown in δ scales. Multiplicities of NMR signals are designated as s (singlet), d (doublet), t (triplet), q (quartet), br (broad), m (multiplet, for unresolved lines), etc. ^{13}C NMR spectra were recorded on 75 and 100 MHz spectrometers with complete proton decoupling.

4.1.1. (S)-5-(tert-Butyldimethylsilyloxy)pentane-1,4-diol (**8**)

Et_3N (12.01 mL, 86.2 mmol) and TBDMSCl (8.445 g, 56.03 mmol) were added sequentially to a solution of compound **2**¹⁸ (5 g, 43.1 mmol) in dry CH_2Cl_2 (150 mL) at 0 °C. After being stirred for 15 min at the same temperature, DMAP (525 mg, 4.3 mmol) was added and stirring was continued for 8 h with slow warming to room temperature. The reaction mixture was quenched with saturated aqueous NH_4Cl solution and extracted with EtOAc. The combined organic extracts were washed with water, brine, dried (Na_2SO_4), filtered and concentrated in vacuo. Purification of the residue by column chromatography (SiO_2 , 15% EtOAc in petroleum ether eluant) provided pure TBDMS ether compound (8.9 g, 90 %) as a colorless oil.

$R_f=0.5$ (silica gel, 30 % EtOAc in hexane); $[\alpha]_D^{30} +18.1$ (c 1.5, CHCl_3); IR (neat): ν_{max} 2934, 2859, 1774, 1255, 1173, 1118 cm^{-1} ; ^1H NMR (400 MHz, CDCl_3): δ 4.52 (m, 1H), 3.82 (dd, $J=11.2$, 2.6 Hz, 1H), 3.65 (dd, $J=11.2$, 3.5 Hz, 1H), 2.54 (ddd, $J=17.3$, 10.4, 6.9 Hz, 1H), 2.40 (ddd, $J=17.3$, 9.5, 6.0 Hz, 1H), 2.30–2.09 (m, 2H), 0.87 (s, 9H), 0.05 (s, 3H), 0.045 (s, 3H); ^{13}C NMR (75 MHz, CDCl_3): δ 177.5, 80.0, 64.8, 28.5, 25.7, 23.5, 18.2, –5.5, –5.6; (ESI): m/z (%) 248 (100) $[\text{M}+\text{NH}_4]^+$; HRMS (ESI): calcd for $\text{C}_{11}\text{H}_{22}\text{O}_3\text{NaSi}$ $[\text{M}+\text{Na}]^+$ 253.1235, found 253.1237.

Now to a solution of TBDMS ether compound (8.5 g, 36.9 mmol) in $\text{THF}/\text{H}_2\text{O}$ (100 mL:0.1 mL) at 0 °C, LiBH_4 (804 mg, 36.9 mmol) was added portion wise with stirring under nitrogen atmosphere and stirring was continued for 3 h at room temperature. The reaction mixture was carefully quenched with

saturated aqueous NH_4Cl solution at 0 °C and was extracted with EtOAc. The combined organic extracts were washed with water, brine, dried (Na_2SO_4), filtered and concentrated in vacuo. Purification of the residue by column chromatography (SiO_2 , 8% EtOAc in petroleum ether eluant) provided diol compound **8** (8.2 g, 95%) as a colorless oil.

$R_f=0.3$ (silica gel, 60 % EtOAc in hexane); $[\alpha]_D^{25} +3.6$ (c 5.3, CHCl_3); IR (neat): ν_{max} 3340, 2929, 2858, 1361, 1254 cm^{-1} ; ^1H NMR (200 MHz, CDCl_3): δ 3.75–3.53 (m, 4H), 3.39 (dd, $J=9.5$, 8.1 Hz, 1H), 2.71 (br s, 1H), 1.79–1.20 (m, 4H), 0.91 (s, 9H), 0.08 (s, 6H); ^{13}C NMR (75 MHz, CDCl_3): δ 71.7, 67.1, 62.2, 29.6, 28.8, 25.7, 18.1, –5.5; MS (ESI): m/z (%) 235 (95) $[\text{M}+\text{H}]^+$, 252 (85) $[\text{M}+\text{NH}_4]^+$; HRMS (ESI): calcd for $\text{C}_{11}\text{H}_{26}\text{O}_3\text{NaSi}$ $[\text{M}+\text{Na}]^+$ 257.1549, found 257.1537.

4.1.2. (S)-4,5-Bis(tert-butyldimethylsilyloxy)pentyl acetate (**9**)

To the stirred solution of diol **8** (8 g, 34.18 mmol) in dry CH_2Cl_2 (100 mL) at –78 °C were added 2,4,6-collidine (11.9 mL, 102.54 mmol) followed by freshly distilled acetyl chloride (2.7 mL, 37.6 mmol). After being stirred for 7 h at the same temperature, it was quenched by adding saturated aqueous NH_4Cl solution and extracted with EtOAc, washed with water, brine, dried (Na_2SO_4) and concentrated in vacuo. Column chromatography (SiO_2 , 10% EtOAc in petroleum ether eluant) of the residue afforded pure mono acetylated compound (8.3 g, 88%) as colorless oil.

$R_f=0.6$ (silica gel, 30% EtOAc in hexane); $[\alpha]_D^{31} +6.2$ (c 2.9, CHCl_3); IR (neat): ν_{max} 2931, 2859, 1737, 1246 cm^{-1} ; ^1H NMR (200 MHz, CDCl_3): 4.08 (t, $J=6.6$ Hz, 2H), 3.68–3.55 (m, 2H), 3.38 (dd, $J=10.3$, 8.1 Hz, 1H), 2.04 (s, 3H), 1.92–1.57 (m, 2H), 1.52–1.35 (m, 2H), 0.91 (s, 9H), 0.08 (s, 6H); ^{13}C NMR (75 MHz, CDCl_3): δ 171.0, 71.2, 67.0, 64.3, 29.1, 25.8, 24.7, 20.8, 18.2, –5.4, –5.5; MS (ESI): m/z (%) 277 (70) $[\text{M}+\text{H}]^+$, 294 (100) $[\text{M}+\text{NH}_4]^+$; HRMS (ESI): calcd for $\text{C}_{13}\text{H}_{28}\text{O}_4\text{NaSi}$ $[\text{M}+\text{Na}]^+$ 299.1654, found 299.1650.

To a solution of mono acetylated compound (8.0 g, 28.98 mmol) in CH_2Cl_2 (90 mL), 2,6-lutidine (6.75 mL, 57.97 mmol) and TBDMSOTf (7.3 mL, 31.88 mmol) were added sequentially at 0 °C, under nitrogen atmosphere. The reaction mixture was stirred from 0 °C to room temperature for 5 min and it was then quenched by adding saturated aqueous NaHCO_3 solution. The resulting mixture was extracted with EtOAc and the organic extracts were washed with saturated aqueous CuSO_4 solution, water, brine, dried (Na_2SO_4), filtered and concentrated in vacuo. Purification by column chromatography (SiO_2 , 5% EtOAc in petroleum ether eluant) furnished compound **9** (11.1 g, 98%) as a colourless liquid.

$R_f=0.7$ (silica gel, 10% EtOAc in hexane); $[\alpha]_D^{24} -19.5$ (c 2.8, CHCl_3); IR (neat): ν_{max} 2953, 2858, 1742, 1243 cm^{-1} ; ^1H NMR (300 MHz, CDCl_3): δ 4.04 (t, $J=6.4$ Hz, 2H), 3.66 (m, 1H), 3.51 (dd, $J=9.8$, 5.3 Hz, 1H), 3.37 (dd, $J=9.8$, 6.8 Hz, 1H), 2.03 (s, 3H), 1.78–1.55 (m, 3H), 1.43 (m, 1H), 0.89 (s, 9H), 0.88 (s, 9H), 0.06 (s, 6H), 0.05 (s, 6H); ^{13}C NMR (75 MHz, CDCl_3): δ 171.1, 72.5, 66.9, 64.7, 30.5, 25.9, 25.8, 24.1, 20.9, 18.3, 18.1, –4.3, –4.8, –5.3, –5.4; MS (ESI): m/z (%) 391 (50) $[\text{M}+\text{H}]^+$, 408 (100) $[\text{M}+\text{NH}_4]^+$; HRMS (ESI): calcd for $\text{C}_{19}\text{H}_{42}\text{O}_4\text{NaSi}_2$ $[\text{M}+\text{Na}]^+$ 413.2519, found 413.2508.

4.1.3. (S,E)-1-(Benzyloxy)-7,8-bis(tert-butyldimethylsilyloxy)-oct-3-en-2-one (**11**)

To a solution of compound **9** (10.0 g, 25.57 mmol) in dry CH_2Cl_2 (75 mL) at –78 °C, DIBAL-H (1.2 M solution in toluene, 45 mL, 53.7 mmol) was added slowly with stirring under nitrogen atmosphere. After stirring for 0.5 h, at the same temperature, the reaction mixture was quenched with dry MeOH and stirred for 0.5 h, then Na/K tartrate was added, the resulting mixture was brought to room temperature and stirred for 1 h. It was then extracted with EtOAc and extracts were washed with water, brine, dried (Na_2SO_4), filtered and concentrated in vacuo. Purification of the residue by column chromatography provided the deacylated product (SiO_2 , 10% EtOAc in petroleum ether eluant, 8.45 g, 95%).

$R_f=0.6$ (silica gel, 20% EtOAc in hexane); $[\alpha]_D^{25} -7.6$ (c 1.1, CHCl₃); IR (neat): ν_{\max} 3030, 2931, 2859, 1467, 1252 cm⁻¹; ¹H NMR (300 MHz, CDCl₃): δ 3.71 (m, 1H), 3.65–3.56 (m, 2H), 3.53 (dd, $J=9.8, 5.3$ Hz, 1H), 3.43 (dd, $J=9.8, 6.8$ Hz, 1H), 1.82 (br s, 1H), 1.71–1.48 (m, 4H), 0.89 (s, 18H), 0.07 (s, 6H), 0.053 (s, 3H), 0.048 (s, 3H); ¹³C NMR (75 MHz, CDCl₃): δ 72.5, 66.6, 62.7, 30.5, 27.8, 25.7, 25.6, 18.1, 17.8, -4.6, -5.0, -5.6, -5.7; MS (ESI): m/z (%) 349 (100) [M+H]⁺; HRMS (ESI): calcd for C₁₇H₄₀O₃NaSi₂ [M+Na]⁺ 371.2437, found 371.2410.

To a solution of oxalyl chloride (3.0 mL, 34.5 mmol) in dry CH₂Cl₂ (80 mL) at -78 °C, DMSO (5.2 mL, 73.57 mmol) was added slowly, in drop wise manner, with stirring under nitrogen atmosphere. After 15 min stirring, deacylated primary alcohol (8.0 g, 23 mmol, dissolved in 20 mL of dry CH₂Cl₂) was added to the reaction mixture. After 0.5 h of stirring at -78 °C, Et₃N (16 mL, 115 mmol) was added and stirred for another 0.5 h at -78 °C and then for 0.5 h at 0 °C. The reaction mixture was then quenched with saturated aqueous NH₄Cl and extracted with EtOAc. The combined organic extracts were washed with water, brine, dried (Na₂SO₄), filtered and concentrated in vacuo. The aldehyde thus obtained, was directly used after one flash chromatography in the next reaction, without any further characterization.

To a solution of the aldehyde and the keto phosphonate **10** (8.28 g, 27.6 mmol) in THF/H₂O (100 mL:5 mL), Ba(OH)₂·8H₂O (5.4 g, 17.2 mmol) was added portion wise at 0 °C and the reaction was continued for 2 h at the same temperature. Then the reaction mixture was carefully quenched with saturated aqueous NaHCO₃ solution at 0 °C and filtered through sintered funnel. The filtrate was extracted with EtOAc. The combined organic extracts were washed with water, brine, dried (Na₂SO₄), filtered and concentrated in vacuo. Purification of the residue by column chromatography (SiO₂, 5% EtOAc in petroleum ether eluant) provided α,β -unsaturated keto compound **11** (8.5 g, 75%) as a colorless oil.

$R_f=0.6$ (silica gel, 10 % EtOAc in hexane); $[\alpha]_D^{25} -15.9$ (c 1.2, CHCl₃); IR (neat): ν_{\max} 2954, 2929, 2857, 1697, 1624, 1472, 1254, 1100 cm⁻¹; ¹H NMR (300 MHz, CDCl₃): δ 7.34–7.25 (m, 5H), 6.97 (dt, $J=15.9, 6.8$ Hz, 1H), 6.32 (d, $J=15.9$ Hz, 1H), 4.58 (s, 2H), 4.13 (s, 2H), 3.66 (m, 1H), 3.51 (dd, $J=9.8, 5.3$ Hz, 1H), 3.36 (dd, $J=9.8, 6.8$ Hz, 1H), 2.38–2.17 (m, 2H), 1.79–1.47 (m, 2H), 0.89 (s, 9H), 0.88 (s, 9H), 0.04 (br s, 12H); ¹³C NMR (75 MHz, CDCl₃): δ 196.9, 148.9, 137.3, 129.9, 128.5, 127.9, 125.9, 73.9, 73.3, 72.2, 66.9, 32.5, 28.2, 25.9, 25.8, 18.3, 18.1, -4.3, -4.7, -5.3, -5.4; MS (ESI): m/z (%) 493 (15) [M+H]⁺, 510 (35) [M+NH₄]⁺; HRMS (ESI): calcd for C₂₇H₄₈O₄NaSi₂ [M+Na]⁺ 515.2988, found 515.3000.

4.1.4. (7S,E)-1-(Benzyloxy)-7,8-bis(tert-butyldimethylsilyloxy)-oct-3-en-2-yl acetate (**12**)

To a solution of compound **11** (8.0 g, 16.26 mmol) in dry MeOH (45 mL), CeCl₃·6H₂O (9.05 g, 24.3 mmol) was added portion wise at 0 °C under nitrogen atmosphere. Stirring was continued for 15 min at the same temperature. Then NaBH₄ (921 mg, 24.3 mmol) was added portion wise to the reaction mixture and the stirring was continued for 10 min. The reaction mixture was then quenched with saturated aqueous NH₄Cl solution and extracted with EtOAc. The combined organic extracts were washed with water, brine, dried (Na₂SO₄), filtered and concentrated in vacuo. Purification of the residue by column chromatography (SiO₂, 10% EtOAc in petroleum ether eluant) provided the mixture of diastereomeric allylic alcohol compounds (7.87 g, 98%) as a colorless oil.

$R_f=0.5$ (silica gel, 20% EtOAc in hexane); IR (neat): ν_{\max} 2929, 2857, 1463, 1253, 1108 cm⁻¹; ¹H NMR (400 MHz, CDCl₃): δ 7.35–7.22 (m, 5H), 5.74 (dt, $J=15.3, 7.2$ Hz, 1H), 5.40 (dd, $J=15.3, 6.4$ Hz, 1H), 4.56 and 4.53 (two d, $J=12.1$ Hz, 2H), 4.24 (m, 1H), 3.63 (m, 1H), 3.49 (dd, $J=9.7, 4.8$ Hz, 1H), 3.46 (dd, $J=9.7, 3.2$ Hz, 1H), 3.37 (dd, $J=9.7, 6.4$ Hz, 1H), 3.30 (t, $J=9.7$ Hz, 1H), 2.20–1.96 (m, 2H),

1.62 (m, 1H), 1.45 (m, 1H), 0.88 (s, 9H), 0.87 (s, 9H), 0.04 (s, 12H); MS (ESI): m/z (%) 512 (100) [M+NH₄]⁺, 517 (60) [M+Na]⁺; HRMS (ESI): calcd for C₂₇H₅₀O₄NaSi₂ [M+Na]⁺ 517.3145, found 517.3135.

To a solution of diastereomeric allylic alcohol compounds (7.5 g, 15.15 mmol) in CH₂Cl₂ (45 mL), Et₃N (6.3 mL, 45.45 mmol), Ac₂O (2.1 mL, 22.7 mmol) and DMAP (183 mg, 1.5 mmol) were added sequentially at 0 °C, under nitrogen atmosphere. After stirring for 15 min at that temperature, the reaction mixture was quenched by saturated aqueous NaHCO₃ solution and extracted with EtOAc. The organic extracts were washed with water, brine, dried (Na₂SO₄), filtered and concentrated in vacuo. Purification by column chromatography (SiO₂, 5–6% EtOAc in petroleum ether eluant) furnished **12** (7.7 g, 95%) as a colorless liquid.

$R_f=0.5$ (silica gel, 10% EtOAc in hexane); IR (neat): ν_{\max} 2930, 2857, 1743, 1472, 1236, 1115 cm⁻¹; ¹H NMR (300 MHz, CDCl₃): δ 7.34–7.19 (m, 5H), 5.76 (m, 1H), 5.48–5.36 (m, 2H), 4.55 and 4.49 (two d, $J=12.8$ Hz, 2H), 3.62 (m, 1H), 3.55–3.43 (m, 3H), 3.36 (dd, $J=9.8, 6.0$ Hz, 1H), 2.20–1.19 (m, 2H), 2.05 (s, 3H), 1.62 (m, 1H), 1.45 (m, 1H), 0.89 (s, 9H), 0.88 (s, 9H), 0.04 (br s, 12H); MS (ESI): m/z (%) 554 (100) [M+NH₄]⁺; HRMS (ESI): calcd for C₂₉H₅₂O₅NaSi₂ [M+Na]⁺ 559.3251, found 559.3242.

4.1.5. (4S,2E,7E)-Ethyl 9-acetoxy-10-(benzyloxy)-4-(tert-butyldimethylsilyloxy)deca-2,7-dienoate (**3**)

The compound **12** was dissolved in THF (35 mL) in a plastic vial and aqueous HF/Py (1.4 mL) was added to it. The reaction mixture was stirred for 8 h at room temperature. The reaction mixture was poured into cold saturated aqueous NaHCO₃ solution (25 mL) and extracted with EtOAc. The organic layers were washed with water, brine, dried (Na₂SO₄) and concentrated in vacuo. Column chromatography (SiO₂, 18–20% EtOAc in petroleum ether eluant) gave pure primary alcohol compound (4.6 g, 78%) as colorless liquid.

$R_f=0.4$ (silica gel, 30% EtOAc in hexane); IR (neat): ν_{\max} 3466, 2930, 2857, 1736, 1369, 1237, 1104 cm⁻¹; ¹H NMR (400 MHz, CDCl₃): δ 7.38–7.22 (m, 5H), 5.75 (m, 1H), 5.52–5.31 (m, 2H), 4.56 and 4.48 (two d, $J=12.4$ Hz, 2H), 3.68 (m, 1H), 3.58–3.33 (m, 4H), 2.30 (m, 1H), 2.16–1.97 (m, 4H), 1.66–1.49 (m, 2H), 0.90 (s, 9H), 0.07 (s, 6H); MS (ESI): m/z (%) 445 (100) [M+Na]⁺; HRMS (ESI): calcd for C₂₃H₃₈O₅NaSi [M+Na]⁺ 445.2386, found 445.2400.

To a solution of primary alcohol (4 g, 9.46 mmol) in dry CH₂Cl₂ (12 mL) and dry DMSO (19 mL), Et₃N (6.6 mL, 47.3 mmol) followed by SO₃/Py complex (7.5 g, 47.3 mmol) were added portion wise at 0 °C under nitrogen atmosphere. After 15 min of stirring at 0 °C, the reaction was quenched with saturated aqueous NH₄Cl solution and extracted with EtOAc. The combined organic extracts were washed with saturated aqueous CuSO₄ solution, water, brine, dried (Na₂SO₄), and concentrated in vacuo. The aldehyde ($R_f=0.55$, 20% EtOAc in petroleum ether) thus obtained by flash chromatography was directly used for the next reaction.

To the stirred solution of the aldehyde (9.46 mmol) in CH₂Cl₂ (25 mL), stabilized ylide Ph₃P=CHCO₂Et (6.6 g, 18.9 mmol) was added at room temperature under nitrogen atmosphere. After being stirred for 2 h, the reaction mixture was concentrated and the residue was purified by column chromatography (SiO₂, 8% EtOAc in petroleum ether eluant) to give the compound **3** (3.3 g, 72% over two steps) as a colorless oil.

$R_f=0.7$ (silica gel, 20 % EtOAc in hexane); IR (neat): ν_{\max} 2934, 2857, 1721 (br), 1658, 1460, 1368, 1237 cm⁻¹; ¹H NMR (300 MHz, CDCl₃): δ 7.36–7.26 (m, 5H), 6.85 (dd, $J=15.7, 4.8$ Hz, 1H), 5.92 (d, $J=15.7$ Hz, 1H), 5.75 (m, 1H), 5.49–5.35 (m, 2H), 4.55 and 4.51 (two d, $J=12.3$ Hz, 2H), 4.30 (m, 1H), 4.19 (qd, $J=6.8, 2.7$ Hz, 2H), 3.55–3.44 (m, 2H), 2.15–2.04 (m, 2H), 2.07 (s, 3H), 1.67–1.59 (m, 2H), 1.32 (t, $J=6.8$ Hz, 3H), 0.93 (s, 9H), 0.07–0.03 (m, 6H); MS (ESI): m/z (%) 508 (100) [M+NH₄]⁺, 513 (40) [M+Na]⁺; HRMS (ESI): calcd for C₂₇H₄₂O₆NaSi [M+Na]⁺ 513.2648, found 513.2647.

4.1.6. (*S,E*)-Ethyl 6-((2*S*,3*S*)-3-((*S*)-2-(benzyloxy)-1-hydroxyethyl)oxiran-2-yl)-4-(*tert*-butyldimethylsilyloxy)-hex-2-enoate (**4**)

The α,β -unsaturated ester compound **3** was dissolved in EtOH (20 mL) and K_2CO_3 (1.7 g, 12.2 mmol) was added at 0 °C under nitrogen atmosphere and stirred for 6 h. The reaction mixture was slowly allowed to come at room temperature. It was then quenched with saturated aqueous NH_4Cl solution and extracted with EtOAc. The combined extracts were washed with water, brine, dried (Na_2SO_4), and concentrated in vacuo. Purified by column chromatography (SiO_2 , 15% EtOAc in petroleum ether eluant) to provide allylic alcohol (2.02 g, 75%) as a colorless liquid.

$R_f=0.5$ (silica gel, 30% EtOAc in hexane); IR (neat): ν_{max} 3461, 2954, 2930, 2857, 1721, 1258, 1103 cm^{-1} ; 1H NMR (200 MHz, $CDCl_3$): δ 7.38–7.23 (m, 5H), 6.85 (dd, $J=15.4$, 4.4 Hz, 1H), 5.90 (dd, $J=15.4$, 1.5 Hz, 1H), 5.72 (dt, $J=14.7$, 6.6 Hz, 1H), 5.40 (dd, $J=14.7$, 5.1 Hz, 1H), 4.54 (s, 2H), 4.37–4.10 (m, 4H), 3.44 (dd, $J=9.5$, 3.7 Hz, 1H), 3.28 (dd, $J=9.5$, 8.1 Hz, 1H), 2.16–2.01 (m, 2H), 1.70–1.56 (m, 2H), 1.31 (t, $J=7.3$ Hz, 3H), 0.91 (s, 9H), 0.04 (s, 3H), 0.03 (s, 3H); MS (ESI): m/z (%) 466 (100) $[M+NH_4]^+$; HRMS (ESI): calcd for $C_{25}H_{40}O_5NaSi$ $[M+Na]^+$ 471.2542, found 471.2531.

To a suspension of activated 4 Å MS (340 mg, 20 mol%) in CH_2Cl_2 (10 mL), $Ti(O^iPr)_4$ (1.12 mL, 3.78 mmol) and $L-(+)$ -DIPT (0.96 mL, 4.55 mmol) were added sequentially at –20 °C under nitrogen atmosphere. After 20 min of stirring, a solution of diastereomeric mixture of allylic alcohols (1.7 g, 3.78 mmol) in CH_2Cl_2 (5 mL) was added and stirring continued for 30 min at the same temperature. Then TBHP (3.46 M in toluene, 1.27 mL, 4.38 mmol) was added to the reaction mixture and stirred for another 1.5 h at –20 °C. The reaction was quenched with H_2O (50 mL) and temperature was allowed to come to 0 °C and vigorously stirred for 1 h. Then it was extracted with EtOAc. The combined organic extracts were washed with water, brine, dried (Na_2SO_4), and concentrated in vacuo. Purified by column chromatography (SiO_2 , 15% EtOAc in petroleum ether eluant) to provide the pure chiral epoxy alcohol compound **4** (739 mg, 42%) as a colorless liquid.

$R_f=0.5$ (silica gel, 30% EtOAc in hexane); $[\alpha]_D^{25}$ –11.4 (c 1.1, $CHCl_3$); IR (neat): ν_{max} 3473, 2931, 2858, 1717, 1657, 1461, 1365, 1260 cm^{-1} ; 1H NMR (300 MHz, $CDCl_3$): δ 7.38–7.27 (m, 5H), 6.84 (dd, $J=15.4$, 4.4 Hz, 1H), 5.93 (dd, $J=15.4$, 1.5 Hz, 1H), 4.57 (s, 2H), 4.38 (m, 1H), 4.19 (q, $J=7.4$ Hz, 2H), 3.66 (m, 1H), 3.60–3.49 (m, 2H), 2.92 (m, 1H), 2.77 (dd, $J=5.1$, 2.2 Hz, 1H), 1.76–1.48 (m, 4H), 1.32 (t, $J=6.6$ Hz, 3H), 0.93 (s, 9H), 0.07 (s, 3H), 0.05 (s, 3H); ^{13}C NMR (75 MHz, $CDCl_3$): δ 166.5, 150.1, 137.6, 128.4, 127.8, 127.7, 120.4, 73.5, 71.3, 70.8, 69.5, 60.4, 58.0, 55.9, 33.1, 26.6, 25.8, 18.1, 14.2, –4.6, –4.9; MS (ESI): m/z (%) 465 (10) $[M+H]^+$, 482 (100) $[M+NH_4]^+$; HRMS (ESI): calcd for $C_{25}H_{40}O_6NaSi$ $[M+Na]^+$ 487.2491, found 487.2481.

4.1.7. Ethyl 2-((1*R*,2*R*,3*S*,6*S*)-6-(*tert*-butyldimethylsilyloxy)-2-((*R*)-1,2-dihydroxyethyl)-3-hydroxycyclohexyl)acetate (**13**)

Activated Zn powder (507 mg, 7.75 mmol), freshly fused $ZnCl_2$ (524 mg, 3.87 mmol) and Cp_2TiCl_2 (963 mg, 3.87 mmol) were taken in dry THF (35 mL) and stirred for 0.5 h at room temperature. The color of the reaction mixture turned into deep green. Then it was cooled to –20 °C and epoxy alcohol **4** (600 mg, 1.29 mmol) in dry THF (10 mL) was added. The reaction mixture was allowed to come at room temperature slowly. Then it was stirred for 48 h. Reaction was quenched with saturated aqueous NH_4Cl solution and extracted with EtOAc. The combined organic layer was washed with H_2O , brine, dried (Na_2SO_4) and concentrated in vacuo. Purification by column chromatography (SiO_2 , 25% EtOAc in petroleum ether eluant) provided the 1,3-diol as pure gummy liquid (391 mg, 65%).

$R_f=0.5$ (silica gel, 30 % EtOAc in hexane); $[\alpha]_D^{24}$ +26.5 (c 1.1, $CHCl_3$); IR (neat): ν_{max} 3442, 2930, 2857, 1732, 1252, 1106, 1038 cm^{-1} ; 1H NMR (200 MHz, $CDCl_3$): δ 7.39–7.29 (m, 5H), 4.63

and 4.53 (two d, $J=12.5$ Hz, 2H), 4.22–4.08 (m, 3H), 4.03–3.88 (m, 3H), 3.86–3.68 (m, 2H), 3.61 (dd, $J=9.5$, 5.1 Hz, 1H), 2.58 (m, 1H), 2.38 (dd, $J=8.8$, 5.5 Hz, 2H), 1.98 (m, 1H), 1.85–1.40 (m, 4H), 1.27 (t, $J=7.3$ Hz, 3H), 0.89 (s, 9H), 0.06 (s, 6H); ^{13}C NMR (75 MHz, $CDCl_3$): δ 175.1, 128.4, 127.7, 127.6, 73.5, 72.4, 71.3, 70.9, 67.1, 60.9, 40.6, 36.2, 33.6, 27.3, 26.7, 25.9, 18.1, 14.1, –4.2, –5.1; MS (ESI): m/z (%) 467 (80) $[M+H]^+$, 484 (100) $[M+NH_4]^+$; HRMS (ESI): calcd for $C_{25}H_{42}O_6NaSi$ $[M+Na]^+$ 489.2648, found 489.2635.

The 1,3-diol (300 mg, 0.64 mmol) was dissolved in dry EtOAc (6 mL) and 10% Pd on charcoal (30 mg) was added and subjected to hydrogenation under atmospheric pressure using a H_2 -filled balloon. After 24 h, the reaction mixture was filtered through a short pad of Celite and the filter cake was washed with EtOAc. The filtrate and washings were combined, concentrated in vacuo and purified by column chromatography (SiO_2 , 70% EtOAc in petroleum ether eluant) to provide the pure triol compound **13** (193 mg, 80%) as a gummy liquid.

$R_f=0.3$ (silica gel, 70% EtOAc in hexane); $[\alpha]_D^{24}$ +32.0 (c 1.5, $CHCl_3$); IR (neat): ν_{max} 3446, 2930, 1734, 1473, 1075 cm^{-1} ; 1H NMR (200 MHz, $CDCl_3$): δ 4.32–4.07 (m, 4H), 3.95 (br s, 2H), 3.86 (m, 1H), 3.75–3.50 (m, 2H), 2.52 (m, 1H), 2.36 (dd, $J=6.6$, 3.7 Hz, 2H), 1.99 (m, 1H), 1.83–1.40 (m, 4H), 1.30 (t, $J=6.6$ Hz, 3H), 0.89 (s, 9H), 0.06 (s, 6H); ^{13}C NMR (75 MHz, $CDCl_3$): δ 175.4, 72.9, 71.2, 67.5, 65.1, 61.0, 40.9, 36.3, 33.7, 27.2, 26.7, 25.8, 18.1, 14.1, –4.3, –5.1; MS (ESI): m/z (%) 377 (100) $[M+H]^+$, 394 (90) $[M+NH_4]^+$; HRMS (ESI): calcd for $C_{18}H_{36}O_6NaSi$ $[M+Na]^+$ 399.2178, found 399.2181.

4.1.8. (*R*)-4-(Triethylsilyloxy)pentyl acetate (**15**)

To the stirred solution of diol **14**²⁶ (1.3 g, 12.5 mmol) in dry CH_2Cl_2 (40 mL) at –78 °C were added 2,4,6-collidine (4.37 mL, 37.5 mmol) followed by freshly distilled acetyl chloride (0.97 mL, 13.75 mmol). After being stirred for 1.5 h at the same temperature, it was quenched by adding saturated aqueous NH_4Cl solution and extracted with EtOAc, washed with water, saturated $CuSO_4$ solution, brine, dried (Na_2SO_4) and concentrated in vacuo. Column chromatography (SiO_2 , 20% EtOAc in petroleum ether eluant) of the residue afforded pure mono acetylated compound (1.55 g, 85%) as colorless oil.

Et_3N (2.67 mL, 19.18 mmol) and $TESCl$ (2.42 mL, 14.4 mmol) were added sequentially to a solution of mono acetylated compound (1.4 g, 9.6 mmol) in dry CH_2Cl_2 (40 mL) at 0 °C. After being stirred for 5 min at the same temperature, DMAP (117 mg, 0.96 mmol) was added and stirring was continued for 10 min with slow warming to room temperature. The reaction mixture was quenched with saturated aqueous NH_4Cl solution and extracted with EtOAc. The combined organic extracts were dried (Na_2SO_4), filtered and concentrated in vacuo. Purification of the residue by column chromatography (SiO_2 , 3–5% EtOAc in petroleum ether eluant) provided pure TES ether compound **15** (2.3 g, 92 %) as a colorless oil.

$R_f=0.6$ (silica gel, 10% EtOAc in hexane); $[\alpha]_D^{24}$ –11.9 (c 2.6, $CHCl_3$); IR (neat): ν_{max} 2956, 2877, 1743, 1236, 1045, 1007 cm^{-1} ; 1H NMR (300 MHz, $CDCl_3$): δ 4.03 (t, $J=6.8$ Hz, 2H), 3.82 (sextet, $J=6.0$ Hz, 1H), 2.03 (s, 3H), 1.78–1.50 (m, 2H), 1.53–1.40 (m, 2H), 1.14 (d, $J=6.0$ Hz, 3H), 0.96 (t, $J=7.5$ Hz, 9H), 0.58 (q, $J=7.5$ Hz, 6H); ^{13}C NMR (75 MHz, $CDCl_3$): δ 171.1, 67.9, 64.6, 35.8, 24.9, 23.7, 20.9, 6.8, 4.9; MS (ESI): m/z (%) 283 (80) $[M+Na]^+$; HRMS (ESI): calcd for $C_{13}H_{28}O_3NaSi$ $[M+Na]^+$ 283.1705, found 283.1715.

4.1.9. (*R*)-Triphenyl(4-(triethylsilyloxy)pentyl)phosphonium iodide (**6**)

To a solution of compound **15** (2.2 g, 8.44 mmol) in dry CH_2Cl_2 (35 mL) at –78 °C, DIBAL-H (1.2 M solution in toluene, 15.5 mL, 18.56 mmol) was added slowly with stirring under nitrogen atmosphere. After stirring for 0.5 h, at the same temperature, the reaction mixture was quenched with dry MeOH and stirred for

0.5 h. Then Na/K tartrate was added and the resulting mixture was brought to room temperature and stirred for 1 h. It was then extracted with EtOAc and extracts were washed with water, brine, dried (Na_2SO_4), filtered and concentrated in vacuo. Purification of the residue by column chromatography provided the deacylated product (SiO_2 , 12–13% EtOAc in petroleum ether eluant, 1.75 g, 95%).

$R_f=0.5$ (silica gel, 30 % EtOAc in hexane); $[\alpha]_D^{25} -8.5$ (c 1.4, CHCl_3); IR (neat): ν_{max} 3336, 2953, 2876, 1048, 1005 cm^{-1} ; ^1H NMR (300 MHz, CDCl_3): δ 3.89 (sextet, $J=6.0$ Hz, 1H), 3.68–3.52 (m, 2H), 1.94 (br s, 1H), 1.68–1.47 (m, 4H), 1.16 (d, $J=6.0$ Hz, 3H), 0.96 (t, $J=8.3$ Hz, 9H), 0.60 (q, $J=8.3$ Hz, 6H); ^{13}C NMR (75 MHz, CDCl_3): δ 68.2, 63.0, 36.1, 28.4, 23.2, 6.8, 4.8; MS (ESI): m/z (%) 241 (100) $[\text{M}+\text{Na}]^+$; HRMS (ESI): calcd for $\text{C}_{11}\text{H}_{26}\text{O}_2\text{NaSi}$ $[\text{M}+\text{Na}]^+$ 241.1623, found 241.1618.

To a solution of primary alcohol in dry $\text{Et}_2\text{O}/\text{CH}_3\text{CN}$ (16 mL:4 mL), imidazole (1.87 g, 27.52 mmol) was added slowly with stirring at 0 °C under nitrogen atmosphere. Then TPP (2.7 g, 10.32 mmol) followed by I_2 (1.83 g, 7.224 mmol) were added to the reaction mixture at the same temperature. After being stirred for next 0.5 h, it was quenched with saturated NaHCO_3 solution and extracted with EtOAc, water, brine, dried (Na_2SO_4), filtered and concentrated in vacuo. Purification of the residue by fast column chromatography provided the primary iodide product (SiO_2 , only petroleum ether eluant, 1.62 g, 72%) which was directly used for the next reaction without further characterization.

The primary iodide (1.5 g, 4.57 mmol) was immediately taken in dry CH_3CN (20 mL) and TPP (3.6 g, 13.72 mmol) followed by K_2CO_3 (3.15 g, 22.85 mmol) were added to the reaction mixture. The reaction mixture was refluxed for 6 h, then cooled to room temperature and filtered through cotton to remove the K_2CO_3 . Then it was concentrated in vacuo. Purification of the residue by column chromatography (SiO_2 , 4% MeOH in CHCl_3 eluant) provided the solid Wittig salt **6** as a yellow solid (2.02 g, 75%).

$R_f=0.3$ (silica gel, 10 % MeOH in CHCl_3); $[\alpha]_D^{25} -1.8$ (c 2.9, CHCl_3); IR (neat): ν_{max} 3405, 3051, 2955, 2876, 1437, 1341, 1112, 1009 cm^{-1} ; ^1H NMR (300 MHz, CDCl_3): δ 7.90–7.65 (m, 15H), 4.01 (m, 1H), 3.82 (m, 1H), 3.51 (m, 1H), 2.06–1.61 (m, 4H), 1.10 (d, $J=6.0$ Hz, 3H), 0.81 (t, $J=7.5$ Hz, 9H), 0.44 (qd, $J=7.5$, 3.0 Hz, 6H); ^{13}C NMR (75 MHz, CDCl_3): δ 135.0 (d, $J_{\text{P-C}}=2.2$ Hz), 133.5 (d, $J_{\text{P-C}}=9.9$ Hz), 130.4 (d, $J_{\text{P-C}}=12.6$ Hz), 118.0 (d, $J_{\text{P-C}}=85.8$ Hz), 67.7, 39.7 (d, $J_{\text{P-C}}=15.4$ Hz), 23.7, 22.9 (d, $J_{\text{P-C}}=50.1$ Hz), 18.9 (d, $J_{\text{P-C}}=3.8$ Hz), 6.7, 4.8; MS (ESI): m/z (%) 464 (100) $[\text{M}+\text{H}]^+$; HRMS (ESI): calcd for $\text{C}_{29}\text{H}_{40}\text{OSiP}$ $[\text{M}]^+$ 463.2586, found 463.2605.

4.1.10. Ethyl 2-((1*R*,2*R*,6*S*)-6-(*tert*-butyldimethylsilyloxy)-2-((*R*)-5-hydroxyhexyl)-3-oxocyclohexyl)acetate (**7**)

A solution of the triol **13** (100 mg, 0.26 mmol) in $\text{THF}:\text{H}_2\text{O}$ (1:1, 2.0 mL) was treated with NaIO_4 (114 mg, 0.53 mmol) at 0 °C. After 6 h stirring from 0 °C to room temperature, the reaction mixture was extracted with CH_2Cl_2 . The combined organic extracts were washed with water, brine, dried (Na_2SO_4), filtered and concentrated in vacuo. Purification by flash column chromatography (SiO_2 , 30% EtOAc in petroleum ether eluant) afforded the aldehyde compound as a white gummy liquid.

Now $^n\text{BuLi}$ solution in hexane (1.6 M, 0.36 mL) was added to the solution of the Wittig salt **6** (383 mg, 0.65 mmol) in freshly dried THF at –78 °C under nitrogen atmosphere. It was stirred for 30 min at the same temperature and the colour of the solution changed into reddish yellow. Next the aldehyde in THF was added to the reaction mixture and allowed to warm up to 0 °C with continuous stirring. The reaction mixture was quenched with saturated aqueous NH_4Cl solution and extracted with EtOAc. The combined organic extracts were dried (Na_2SO_4), filtered and concentrated in vacuo. Purification of the residue by column chromatography (SiO_2 , 8 % EtOAc in petroleum ether eluant) provided the mixture of *cis* and *trans* olefinic compounds (42 mg, 30% based on recovered

starting material) as a colorless oil. ($R_f=0.5$, 20% EtOAc in petroleum ether).

To a stirred solution of olefins (15 mg, 0.028 mmol) in CH_2Cl_2 (2 mL), NaHCO_3 (14 mg, 0.17 mmol) followed by Dess–Martin periodinane (59 mg, 0.14 mmol) were added at 0 °C under nitrogen atmosphere, then allowed to come to room temperature and stirred for 3 h. Saturated $\text{Na}_2\text{S}_2\text{O}_3$ solution were added and the biphasic mixture was stirred for 15 min and extracted with EtOAc. The organic extracts were washed with saturated NaHCO_3 solution, water, brine, dried (Na_2SO_4) and concentrated in vacuo. The keto compound ($R_f=0.6$, 20% EtOAc in petroleum ether), thus obtained in 70% yield, was directly used after flash chromatography for the next reaction without further characterization.

To a solution of the mixture of olefinic-keto compound (10 mg, 0.018 mmol) in dry EtOH (1 mL), 10% Pd/C (catalytic) was added and the mixture was hydrogenated and selectively TES ether was deprotected using a H_2 -filled balloon for 12 h. It was then filtered through a short pad of Celite and the filter cake was washed with EtOAc. The filtrate and washings were combined and concentrated in vacuo. Purification by column chromatography (SiO_2 , 30% EtOAc in petroleum ether eluant) eluted compound **7** (5.8 mg, 75%) as colorless oil.

$R_f=0.4$ (silica gel, 40 % EtOAc in hexane); in literature¹³ $[\alpha]_D$ for **7** +19.3 (c 0.6, CHCl_3), observed $[\alpha]_D^{25} +22.2$ (c 0.05, CHCl_3); IR (neat): ν_{max} 3338, 2924, 2855, 1734, 1714 cm^{-1} ; ^1H NMR (500 MHz, CDCl_3): δ 4.16 (m, 1H), 4.14 (q, $J=6.9$ Hz, 2H), 3.79 (m, 1H), 2.62 (td, $J=12.8$, 6.9 Hz, 1H), 2.56 (dd, $J=16.7$, 8.8 Hz, 1H), 2.45 (m, 1H), 2.37–2.20 (m, 3H), 2.00 (m, 1H), 1.84 (m, 1H), 1.60–1.55 (m, 2H), 1.5–1.39 (m, 3H), 1.35–1.24 (m, 3H), 1.28 (t, $J=7.0$ Hz, 3H), 1.17 (d, $J=6.9$ Hz, 3H), 0.92 (s, 9H), 0.09 (s, 3H), 0.08 (s, 3H); MS (ESI): m/z (%) 437 (100) $[\text{M}+\text{Na}]^+$; HRMS (ESI): calcd for $\text{C}_{22}\text{H}_{42}\text{O}_5\text{NaSi}$ $[\text{M}+\text{Na}]^+$ 437.2699, found 437.2682.

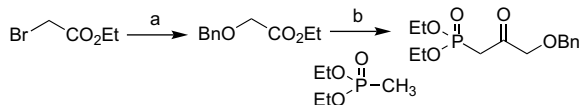
Acknowledgements

The authors wish to thank DST, New Delhi for the Ramanna Fellowship (SR/S1/RFOC-06/2006; T.K.C.) and CSIR, New Delhi for the research fellowships (R.S. and P.K.R.).

References and notes

1. *Radicals in Organic Synthesis*; Renaud, P., Sibi, M., Eds.; Wiley-VCH: Weinheim, 2001.
2. McCarroll, A. J.; Walton, J. C. *Angew. Chem.* **2001**, *113*, 2282–2307; *Angew. Chem., Int. Ed.* **2001**, *40*, 2225–2250.
3. Curran, D. P.; Porter, N. A.; Giese, B. *Stereochemistry of Radical Reactions*; Wiley-VCH: Weinheim, 1996.
4. Fossey, J.; Lefort, D.; Sorba, J. *Free Radicals in Organic Synthesis*; Wiley: Chichester, UK, 1995.
5. Chu, M.; Mierzwa, R.; Xu, L.; He, L.; Terracciano, J.; Patel, M.; Gullo, V.; Black, T.; Zhao, W.; Chan, T.-M.; McPhail, A. T. *J. Nat. Prod.* **2003**, *66*, 1527–1530.
6. Bouche, J. P.; Zechel, K.; Kornberg, A. *J. Biol. Chem.* **1975**, *250*, 5995–6001.
7. Azai, K. I.; Kornberg, A. *Proc. Natl. Acad. Sci. U.S.A.* **1979**, *76*, 4308–4312.
8. Jayasuriya, H.; Zink, D. L.; Polishook, J. D.; Bills, G. F.; Dombrowski, A. W.; Genilloud, O.; Pelacz, F. F.; Herranz, L.; Quamina, D.; Lingham, R. B.; Danzeizem, R.; Graham, P. L.; Tomassini, J. E.; Singh, S. B. *Chem. Biodivers.* **2005**, *2*, 112–122.
9. (a) Mehta, G.; Shinde, H. M. *Chem. Commun.* **2005**, 3703–3705; (b) Mehta, G.; Shinde, H. M. *Tetrahedron Lett.* **2005**, *46*, 6633–6636.
10. Ishigami, K.; Katsuta, R.; Watanabe, H. *Tetrahedron* **2006**, *62*, 2224–2230.
11. Snider, B.; Zhou, J. *Org. Lett.* **2006**, *8*, 1283–1286.
12. Wilson, E. M.; Trauner, D. *Org. Lett.* **2007**, *9*, 1327–1329.
13. Fortanet, J. G.; Carda, M.; Marco, J. A. *Tetrahedron* **2007**, *63*, 12131–12137.
14. Fujioka, H.; Ohba, Y.; Nakahara, K.; Takatsui, M.; Murai, K.; Ito, M.; Kita, Y. *Org. Lett.* **2007**, *9*, 5605–5608.
15. Chakraborty, T. K.; Samanta, R.; Das, S. *J. Org. Chem.* **2006**, *71*, 3321–3324.
16. Chakraborty, T. K.; Samanta, R.; Ravikumar, K. *Tetrahedron Lett.* **2007**, *48*, 6389–6392.
17. Chakraborty, T. K.; Samanta, R.; Roy, S.; Sridhar, B. *Tetrahedron Lett.* **2009**, *50*, 3306–3310.
18. (a) Grengore, O. H.; Rouessac, F. P. *Org. Synth.* **1985**, *63*, 121–126; (b) Hanessian, S.; Murray, P. J. *Tetrahedron* **1987**, *43*, 5055–5072. [In literature^{18b} $[\alpha]_D$ for **2** +32.5 (c 2.9, EtOH), observed $[\alpha]_D^{25} +33.3$ (c 4.1, EtOH)].

19. Mancuso, A. J.; Huang, S.-L.; Swern, D. J. *Org. Chem.* **1978**, *43*, 2480–2482.
20.



Reagents and conditions: (a) BnOH, NaH, THF, TBAI, 0 °C to rt, 12 h, 70%; (b) ⁿBuLi, THF, -78 °C- 0 °C, 2 h, 85%.

21. (a) Luche, J.-L. *J. Am. Chem. Soc.* **1978**, *100*, 2226–2227; (b) Turner, D.; Vogel, P. *Synlett* **1998**, 304–306.
22. Parikh, J. R.; von Doering, E. W. *J. Am. Chem. Soc.* **1967**, *89*, 5505–5507.
23. Gao, Y.; Klunder, J. M.; Hanson, R. M.; Ko, S. Y.; Masamune, H.; Sharpless, K. B. *J. Am. Chem. Soc.* **1987**, *109*, 5765–5780.
24. (a) Green, M. L. H.; Lucas, C. R. *J. Chem. Soc., Dalton Trans.* **1972**, 1000–1003; (b) Nugent, W. A.; RajanBabu, T. V. *J. Am. Chem. Soc.* **1988**, *110*, 8561–8562; For reviews on Cp₂TiCl see: (c) Barrero, A. F.; Quílez del Moral, J.; Sánchez, E. M.; Arteaga, J. F. *Eur. J. Org. Chem.* **2006**, 1627–1641; (d) Daasbjerg, K.; Svith, H.; Grimme, S.; Gerenkamp, M.; Mück-Lichtenfeld, C.; Gansäuer, A.; Barchuk, A. *Top. Curr. Chem.* **2006**, *263*, 39–69; (e) Gansäuer, A.; Rinker, B. *Tetrahedron* **2002**, *58*, 7017–7026; (f) Gansäuer, A.; Bluhm, H. *Chem. Rev.* **2000**, *100*, 2771–2788.
25. (a) Chakraborty, T. K.; Dutta, S. J. *Chem. Soc., Perkin Trans. 1* **1997**, 1257–1259; (b) Chakraborty, T. K.; Das, S. *Tetrahedron Lett.* **2002**, *43*, 2313–2315.
26. Brunner, H.; Lautenschlager, H.-J. *Synthesis* **1989**, 706–709. [In literature²⁶ [α]_D²² for **14** –11.0 (c 38.0, EtOH), observed [α]_D²⁷ –12.8 (c 1.6, EtOH)].
27. Dess, D. B.; Martin, J. C. *J. Org. Chem.* **1983**, *48*, 4155–4156.
28. Rotulo-Sims, D.; Prunel, J. *Org. Lett.* **2002**, *4*, 4701–4704.