

SELF-CONSISTENT RESPONSE OF A GALACTIC DISK TO AN ELLIPTICAL PERTURBATION HALO POTENTIAL

CHANDA J. JOG

Department of Physics, Indian Institute of Science, Bangalore 560012, India; cjjog@physics.iisc.ernet.in

Received 2000 February 16; accepted 2000 May 19

ABSTRACT

We calculate the self-consistent response of an axisymmetric galactic disk perturbed by an elliptical halo potential of harmonic number $m = 2$ and obtain the net disk ellipticity. Such a potential is commonly expected to arise due to galactic tidal encounter and also during the galaxy formation process. The self-gravitational potential corresponding to the self-consistent, nonaxisymmetric density response of the disk is obtained by inversion of the Poisson equation for a thin disk. This response potential is shown to oppose the perturbation potential because physically the disk self-gravity resists the imposed potential. This results in a reduction in the net ellipticity of the perturbation halo potential in the disk plane. The reduction factor denoting this decrease is independent of the strength of the perturbation potential and has a typical minimum value of ~ 0.75 – 0.9 for a wide range of galaxy parameters. The reduction is most important at 1.4 exponential disk scale lengths and is progressively less so at higher radii. For the solar neighborhood region of the Galaxy, the reduction factor is 0.8. Beyond twice the Holmberg radius, the reduction is negligible, and there the disk asymmetry in the atomic hydrogen gas traces the true ellipticity of the halo potential. The reduction is negligible at all radii for higher harmonics ($m \geq 3$) of the halo potential. On correcting for the negative disk response, the *true* ellipticity of the halo potential for a typical spiral galaxy is shown to be higher by $\sim 20\%$ than the typical halo ellipticity of ≤ 0.1 deduced in the literature from observations of isophotal or kinematical asymmetry of disks.

Subject headings: galaxies: halos — galaxies: ISM — galaxies: kinematics and dynamics — galaxies: spiral — galaxies: structure

1. INTRODUCTION

It is now realized that the disks of spiral galaxies display a rich variety of nonaxisymmetry in their light and hence mass distribution. Lopsided galaxies such as M101 and NGC 1637 show a global asymmetry, with a much larger spatial extent on one side than on the other, as seen optically (Sandage 1961) and particularly strongly in the atomic hydrogen gas (Baldwin, Lynden-Bell, & Sancisi 1980). Thus, the disk mass distribution in these is characterized by $m = 1$, where m is the harmonic number or the azimuthal number of the Fourier component being studied. For the elliptical case ($m = 2$), similar globally asymmetric distributions with a constant phase with radius are not easy to discern. This is because it is difficult to separate the projection effects from the intrinsic ellipticity of the disk, and hence this needs a careful photometric study of nearly face-on galaxies as done, for example, by Rix & Zaritsky (1995). On the other hand, the $m = 2$ spiral features with a phase varying with radius, say, as in M81 or M51 (Sandage 1961), are well studied and indeed are responsible for the “spiral” nomenclature for these galaxies. These earlier studies were done in the blue band, and hence the features show a much stronger contrast than the asymmetry in the underlying stellar mass distribution, which is harder to measure.

Recent near-infrared observations allow one to measure the mass asymmetry in the underlying, old stellar disk population (Block et al. 1994; Rix & Zaritsky 1995; Zaritsky & Rix 1997; Rudnick & Rix 1998; Kornreich, Haynes, & Lovelace 1998). Rix & Zaritsky (1995) have given a quantitative measure of the amplitudes of the components with various harmonic numbers and their radial variations. The amplitudes of the higher harmonics ($m > 3$) are observed to be generally smaller than those for $m = 1, 2$,

or 3. The asymmetry at a higher radius beyond the optical disk or the Holmberg radius is better studied using the H I as a tracer as shown for the $m = 1$ case, with mapping (Baldwin et al. 1980) and with the global velocity profiles (Richter & Sancisi 1994; Haynes et al. 1998). The disk asymmetry can also be deduced from the kinematic study of the H I velocity field observations (Schoenmakers, Franx, & de Zeeuw 1997).

Despite the small value of the observed disk asymmetry of a few percent, it is becoming an interesting topic for study since the disk asymmetry is tied into the asymmetry of the halo and indeed provides a quantitative measure or diagnostic of the halo asymmetry. This is because the global asymmetry in the disk is attributed as a response to the halo distortion (e.g., Weinberg 1995; Jog 1997). Thus, the halo asymmetry can be deduced from the observed isophotal (Rix & Zaritsky 1995) or the kinematic (Franx & de Zeeuw 1992) disk asymmetry. Binney (1978) first proposed that a galaxy halo would be nonaxisymmetric/triaxial and studied its effect on the embedded disk. The halo asymmetry could arise due to tidal interactions between galaxies (Weinberg 1995), or the triaxiality of the halo could be attributed to the galaxy formation process itself (e.g., Dubinski & Carlberg 1991; also see Binney 1996 and Rix 1996). Thus, the measurement of the disk asymmetry allows one to constrain the details of galaxy formation mechanisms.

Since the disk and halo in a galaxy overlap and interact with each other gravitationally, the nonaxisymmetry in one structural component will affect that in the other. In the inner galaxy, inside of the Holmberg radius, the disk constitutes a significant part of the total mass of the galaxy, and the disk self-gravity can result in a substantial decrease in the net nonaxisymmetry of the halo potential as shown for $m = 1$ by Jog (1999). Physically, this is because the disk

self-gravity resists change and thus leads to a decrease in the magnitude of the net lopsided potential in the galactic plane. In this paper, we study a similar self-consistent, negative disk response to higher order halo perturbations ($m = 2, 3$) and discuss the implications of our results for observations. A similar opposing disk response for $m = 2$ has been mentioned by Rix (1996), and the decrease in ellipticity of the potential has been estimated approximately by Binney (1996). Here we study this effect quantitatively, and self-consistently, and find that the typical reduction in the elliptical potential is $\sim 20\%$.

The orbits in an $m = 2$ and $m = 3$ perturbation potential are calculated using the first-order epicyclic theory, and the density response of the disk is obtained (§ 2). Further, the self-gravitational potential corresponding to the self-consistent density response of the disk to the halo potential is obtained by applying to $m = 2$ and 3 the general formalism developed by Jog (1999) (§ 2). The reduction factor for the halo potential due to the self-gravity of the disk is obtained for a wide range of galaxy parameters, including for the Milky Way, and the “true” halo asymmetry is obtained (§ 3). Section 4 contains a discussion of a few general points, and the conclusions from this paper are summarized in § 5.

2. POTENTIAL CORRESPONDING TO DISK RESPONSE

2.1. Density Response in a Nonaxisymmetric Halo Potential

We obtain the equations of motion for closed orbits, and the density response of these, in an azimuthally symmetric galactic disk perturbed by a nonaxisymmetric halo potential and also obtain their relation to the isophotal shapes in an exponential disk (see Appendix A). This is analogous to the lopsided case ($m = 1$) studied by Jog (1997). We use the galactic cylindrical coordinates (R, ϕ, z) .

The unperturbed potential for the axisymmetric galactic disk ψ_0 at a given radius R is chosen to be a logarithmic potential that is applicable for a region of flat rotation, with V_c being the constant rotational velocity:

$$\psi_0(R) = V_c^2 \ln R. \quad (1)$$

The nonaxisymmetric perturbation halo potentials ψ_2 and ψ_3 corresponding to the $m = 2$ and 3 components are, respectively, chosen to be

$$\psi_m(R) = V_c^2 \epsilon_m \cos m\phi, \quad (2)$$

where ϵ_2 and ϵ_3 are small, constant perturbation parameters and ϕ is the azimuthal angle in the plane of the disk. Note that the ellipticity, or the elongation, of the potential in the plane is given by $2\epsilon_2$ and $2\epsilon_3$, respectively, for the $m = 2$ and 3 cases. The amplitude, $V_c^2 \epsilon_m$, of the perturbation potential (eq. [2]) is assumed to be constant with radius for simplicity, as in Franx & de Zeeuw (1992) and Rix & Zaritsky (1995). This assumption is physically reasonable for a global distortion of a halo as in a triaxial halo potential (see § 1). We have also assumed the phase of the perturbation potential to be constant with radius for simplicity, as was done by Rix & Zaritsky (1995) for $m = 2$ and by Jog (1997) for $m = 1$. This is also justified for a global halo distortion assumed.

The unperturbed surface brightness of a typical galactic disk is observed to have an exponential dependence on radius (Freeman 1970). Assuming a constant mass-to-light ratio for the disk, this gives the unperturbed mass surface

density, μ_{un} , of the stellar disk to be

$$\mu_{\text{un}}(R) = \mu_0 \exp\left(-\frac{R}{R_{\text{exp}}}\right), \quad (3)$$

where μ_0 is the central extrapolated surface density and R_{exp} is the scale length of the exponential disk.

For the perturbed case due to the nonaxisymmetric potential, the resulting isophote will be elongated along the same axis as the perturbed orbit, as argued by Franx & de Zeeuw (1992). Since the perturbed orbit, δR , is proportional to $\cos m\phi$ (see, e.g., eq. [A6] for $m = 2$), the resulting effective surface density for the perturbed orbits in an exponential disk can be defined (see Rix & Zaritsky 1995; Jog 1997) to be

$$\begin{aligned} \mu(R, \phi) &= \mu_0 \exp\left\{-\frac{R}{R_{\text{exp}}}\left[1 - \frac{(\epsilon_{\text{iso}})_m}{2} \cos m\phi\right]\right\} \\ &= \mu_0 \exp\left(-\frac{R}{R_{\text{exp}}}\right) \exp\left(\frac{A_m}{A_0} \cos m\phi\right), \end{aligned} \quad (4)$$

where $(\epsilon_{\text{iso}})_m$ is the ellipticity of an isophote at R for $m = 2$ and $m = 3$, respectively, and A_m/A_0 is the fractional amplitude of the m th azimuthal Fourier component of the disk surface brightness. Note that for small perturbations, this choice reproduces the definition of $(\epsilon_{\text{iso}})_m$ (eq. [A12]), as required. The second relation on the right-hand side of equation (4) follows from the relation between $(\epsilon_{\text{iso}})_m$ and A_m/A_0 (eq. [A13]) for an exponential disk.

Thus, the change in the surface density, μ_{response} , resulting from the response of the disk to the perturbation halo potential is given by subtracting μ_{un} , the unperturbed surface density (eq. [3]), from equation (4), and for small perturbations we obtain the density response for $m = 2, 3$ to be, respectively,

$$[\mu_{\text{response}}(R, \phi)]_m = \mu_{\text{un}}(R) \left(\frac{A_m}{A_0} \cos m\phi\right). \quad (5)$$

Thus, the disk response density is linearly proportional to A_m/A_0 or to the perturbation parameter, ϵ_m (see eq. [A15]), as expected from the linear perturbation theory used in this paper. Note that the response density is maximum along $\phi = 0^\circ$, along which the magnitude of the perturbation halo potential is also a maximum. This result will be valid for any self-gravitating, centrally concentrated realistic disk mass distribution.

2.2. Disk Response Potential: $|m| = 2, 3$ Cases

The self-gravitational potential $\psi(R, \phi, z)$ for a general, nonaxisymmetric, thin disk with a surface density $\mu(R, \phi, z)$ was obtained by Jog (1999). This was obtained by solving the Poisson equation using the inversion technique involving the Hankel transforms of the potential-density pairs. The expression for the nonaxisymmetric potential for the thin disk is (see eq. [22] from Jog 1999)

$$\begin{aligned} \psi_{\text{disk}}(R, \phi, z) &= -G \sum_{m=-\infty}^{\infty} \exp(im\phi) \int_0^{\infty} J_m(kR) \\ &\quad \times \exp(-k|z|) dk \int_0^{\infty} J_m(kR') R' dR' \\ &\quad \times \int_0^{2\pi} \mu(R', \phi') \exp(-im\phi') d\phi', \end{aligned} \quad (6)$$

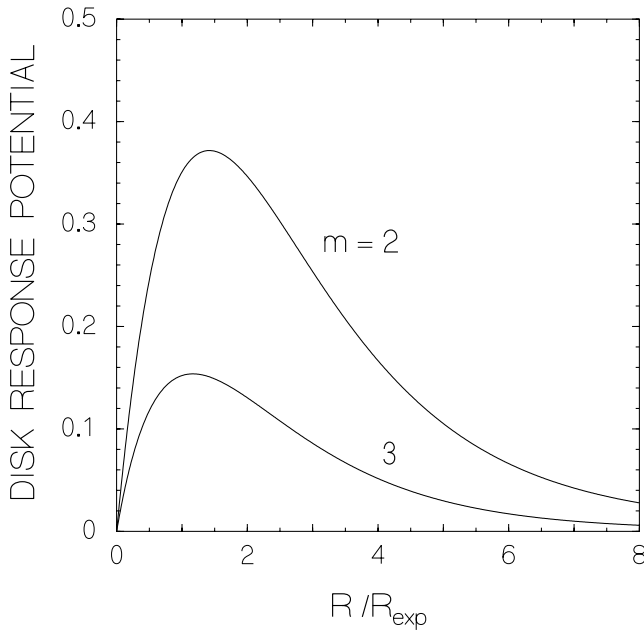


FIG. 1.—Dimensionless self-gravitational potential of the disk response $(\gamma)_m$ vs. the dimensionless radius R/R_{exp} for the azimuthal wavenumber, $m = 2$ and 3 . The maximum occurs at a radius of 1.42 and 1.17 exponential disk radii, respectively, for $m = 2$ and 3 .

where $J_m(kR)$ is the cylindrical Bessel function of the first kind, of order m . We apply this to the disk response density, $[\mu_{\text{response}}(R, \phi)]_m$ for $m = 2$ and $m = 3$ (eq. [5]). The resulting potential defines the response potential, $(\psi_{\text{response}})_m = [\psi_{\text{response}}(R, \phi)]_m$, respectively, for $m = 2$ and $m = 3$. We consider the potential in the plane of the disk, so that $z = 0$.

Consider the case $|m| = 2$ first. Since the density response is proportional to $\cos 2\phi$, only the values of $m = \pm 2$ need to be kept in the integral over ϕ' on the right-hand side of equation (6) because only the contribution from these terms is nonzero. Further, since $\cos 2\phi$ is an even function of ϕ , and since $J_2(kR) = -J_{-2}(kR)$, the terms for $m = 2$ and $m = -2$ contribute equally to the integral. On substituting from equation (A15) for A_2/A_0 in terms of ϵ_2 , the expression for the response potential, $(\psi_{\text{response}})_2$, simplifies to

$$\begin{aligned} (\psi_{\text{response}})_2 &= -2\pi G\mu_0 \epsilon_2 \cos 2\phi \int_0^\infty J_2(kR) dk \\ &\times \int_0^\infty J_2(kR') \left(1 + \frac{R'}{R_{\text{exp}}}\right) \\ &\times \exp\left(-\frac{R'}{R_{\text{exp}}}\right) R' dR'. \end{aligned} \quad (7)$$

The second integral over R' can be solved using the relation (6.623.1) from Gradshteyn & Ryzhik (1980). The first integral over R' can be simplified by writing $J_2(kR')$ in terms of J_1 and J_0 using the standard recursion relation (e.g., Arfken 1970) $J_0(x) + J_2(x) = (2/x)J_1(x)$, and the resulting two terms can be solved using the relations (6.611.1) and (6.623.2), respectively, from Gradshteyn & Ryzhik (1980). On substituting these in equation (7), and writing $x = kR$,

and setting $f(x) \equiv x^2(R_{\text{exp}}/R)^2 + 1$, equation (7) simplifies to

$$\begin{aligned} (\psi_{\text{response}})_2 &= -2\pi G\mu_0 R_{\text{exp}} \epsilon_2 \cos 2\phi \left(\frac{R}{R_{\text{exp}}}\right) \int_0^\infty J_2(x) dx \\ &\times \left(\frac{2}{x^2} \left\{1 - \frac{1}{[f(x)]^{1/2}}\right\} - \frac{(R_{\text{exp}}/R)^2}{[f(x)]^{3/2}}\right) \\ &- 2\pi G\mu_0 R_{\text{exp}} \epsilon_2 \cos 2\phi \left(\frac{R_{\text{exp}}}{R}\right)^3 \\ &\times \int_0^\infty \frac{J_2(x) 3x^2 dx}{[f(x)]^{5/2}}. \end{aligned} \quad (8)$$

Note that $(\psi_{\text{response}})_2$ has a sign opposite to the perturbation potential ψ_2 (eq. [2]), thus, the disk response is negative. In the linear regime studied, the magnitude of the response potential is proportional to ϵ_2 , the perturbation parameter in ψ_2 , and $\cos 2\phi$. Similarly, the disk response would be negative for any self-gravitating, centrally concentrated disk. Following a similar analysis, the response potential $(\psi_{\text{response}})_3$, is obtained for $m = 3$; see Appendix B for details.

Next, define η_m to be a dimensionless quantity as

$$(\eta_m) \equiv |(\psi_{\text{response}})_m|/\psi_m. \quad (9)$$

Note that this is independent of the strength of the imposed perturbation potential and depends linearly only on $\mu_0 R_{\text{exp}}/V_c^2$.

The integrals over x in equation (8) when solved analytically give terms involving hypergeometric series which need to be calculated numerically. Instead, equation (8) is directly solved numerically, and while doing this $J_2(x)$ is obtained using a specific program (Press et al. 1986, chap. 6) that gives a stable value for $n \geq 2$.

Define the dimensionless disk response potential, γ_m , as

$$\gamma_m \equiv \eta_m \frac{V_c^2}{2\pi G\mu_0 R_{\text{exp}}}. \quad (10)$$

In Figure 1, γ_m versus R/R_{exp} is plotted for a flat rotation curve for $m = 2$ and 3 . First, note that at any radius the magnitude of γ_m is lower for the higher m value. This follows from the form of the response potential (eq. [6]), which involves a double integral over the Bessel function $J_m(x)$, which decreases monotonically with m for a particular argument x . Second, the maximum of γ_m occurs at a lower radius with increasing m . The maximum occurs at a radius = $1.42R_{\text{exp}}$ for $m = 2$ and $1.17R_{\text{exp}}$ for $m = 3$. For the corrected equations of motion for $m = 1$ (see Appendix A), the maximum occurs at $1.98R_{\text{exp}}$, which is slightly larger than the radius of $1.4R_{\text{exp}}$ obtained in Jog (1999). This radial dependence is a robust result valid for any exponential disk and is independent of the actual values of μ_0 and R_{exp} . The observational consequences of this result will be discussed in § 4.

3. RESULTS

3.1. Net Nonaxisymmetric Potential: Self-consistent Calculation

A particle in the disk will be affected by the imposed halo potential and also the disk response potential. We follow the approach of Jog (1999), which gave a self-consistent calculation for $m = 1$. Thus, for a self-consistent case the net nonaxisymmetric perturbation potential, $(\psi_{\text{net}})_m$, in the disk plane is given by the sum of the perturbation halo potential

(eq. [2]) and the self-gravitational potential, $(\psi_{\text{response}})_m$, which corresponds to the disk response to the net potential, $(\psi_{\text{net}})_m$. Thus,

$$(\psi_{\text{net}})_m \equiv \psi_m + (\psi_{\text{response}})_m. \quad (11)$$

In analogy with the disk response to the halo potential alone (eq. [9]), the net self-consistent response potential $(\psi_{\text{response}})_m$ is given to be

$$(\psi_{\text{response}})_m = -\eta_m (\psi_{\text{net}})_m. \quad (12)$$

On substituting this in equation (11), we get

$$(\psi_{\text{net}})_m = \frac{\psi_m}{1 + \eta_m}. \quad (13)$$

Next, define the reduction factor, δ_m , to be

$$\delta_m \equiv \frac{1}{1 + \eta_m}. \quad (14)$$

Here $\delta (\leq 1)$ is the reduction or scaling factor by which the magnitude of ψ_m is reduced due to the self-consistent, negative disk response. Note that since η_m is a positive definite quantity hence $\delta_m \leq 1$. That is, the magnitude of the net perturbation potential is always smaller than the magnitude of the imposed halo perturbation potential. For $\delta_m = 1$, there is no reduction and the disk response $\eta_m = 0$ as expected. The reduction factor δ_m at a given radius R/R_{exp} is independent of the strength of the perturbation potential and hence of ϵ_m , and it depends inversely on η_m and hence inversely on $\mu_0 R_{\text{exp}}/V_c^2$. We will obtain the actual values of δ_m in § 3.2. The reduction factor δ_m will be a minimum at a radius where η_m is a maximum, that is, at $1.42R/R_{\text{exp}}$ and $1.17R/R_{\text{exp}}$ for $m = 2$ and 3, respectively (see Fig. 1).

3.1.1. Net Asymmetry

Define the net, self-consistent, perturbation potential, $(\psi_{\text{net}})_m$, in terms of a small perturbation parameter $(\epsilon_{\text{net}})_m$ to be

$$(\psi_{\text{net}})_m \equiv V_c^2 (\epsilon_{\text{net}})_m \cos_m \phi. \quad (15)$$

Substituting this, and ψ_m (from eq. [2]), into equation (13), we obtain

$$(\epsilon_{\text{net}})_m = \epsilon_m (\delta)_m. \quad (16)$$

Thus, the parameter $(\epsilon_{\text{net}})_m$ denoting the strength of the net perturbation potential in the galactic disk is reduced compared to ϵ_m , the parameter denoting the perturbation halo potential, by the reduction factor δ_m . Observations of A_m/A_0 , the fractional amplitude of the m th azimuthal Fourier component of the surface brightness, will yield the parameter $(\epsilon_{\text{net}})_m$. Here $2(\epsilon_{\text{net}})_m$ is the net ellipticity of the halo potential. Hence, the halo-alone case (eq. [A15]) is now modified, and we get the net ellipticity to be

$$2(\epsilon_{\text{net}})_2 = \frac{2A_2/A_0}{[1 + (R/R_{\text{exp}})]}. \quad (17)$$

Similarly, $(\epsilon_{\text{net}})_3$ is given by the right-hand side of equation (A15). The values of the true ellipticity ($2\epsilon_2$) will be obtained in § 3.3.

3.2. Reduction Factor, δ_m

The value of the reduction factor δ_m (eq. [14]) is obtained numerically, and its variation with the galaxy morphologi-

cal type, size, and radius in the galactic disk, and the component m , is studied for the classical large or giant spiral galaxies.

3.2.1. Giant Spiral Galaxies

The values of the typical disk parameters for the giant spiral galaxies are taken to be the following: μ_0 , the central surface mass density, is $450 M_{\odot} \text{ pc}^{-2}$; R_{exp} , the exponential disk scale length, is 3 kpc; and a range of values of the maximum rotation velocity, V_c , for a flat rotation curve are taken to be equal to 200, 250, and 300 km s^{-1} . See Jog (1999) for a discussion supporting the choice of these values. Figure 2 contains a plot of the reduction factor, $(\delta)_2$, by which the elliptical halo potential is reduced due to the negative response of the disk (eq. [14]), versus R/R_{exp} . Note that the reduction factor is a minimum at $1.42R_{\text{exp}}$ and increases thereafter, as expected from equation (14) (see § 3.1). The typical minimum value of δ lies in the range of 0.75–0.9, and δ is larger for galaxies with a larger value of V_c .

A similar plot of δ_3 versus radius (not shown here) gives the minimum value of δ_3 to be higher, in the range of 0.83–0.93. Thus, the reduction due to the disk self-gravity in the perturbation halo potential is not important for $m = 3$ and for the higher values of the harmonic m . Therefore, for $m \geq 3$ the observed asymmetry in the disk response represents the true halo asymmetry.

For the corrected equations of motion for the lopsided case ($m = 1$; see Appendix A), the resulting minimum in δ is found to span a range of 0.67–0.82 and it occurs at a radius of $1.98R_{\text{exp}}$. These are slightly different from the results of Jog (1999), mainly in the peak radius that was earlier obtained to be $1.4R_{\text{exp}}$. Note, however, that the correct results obtained here are still in good agreement with the

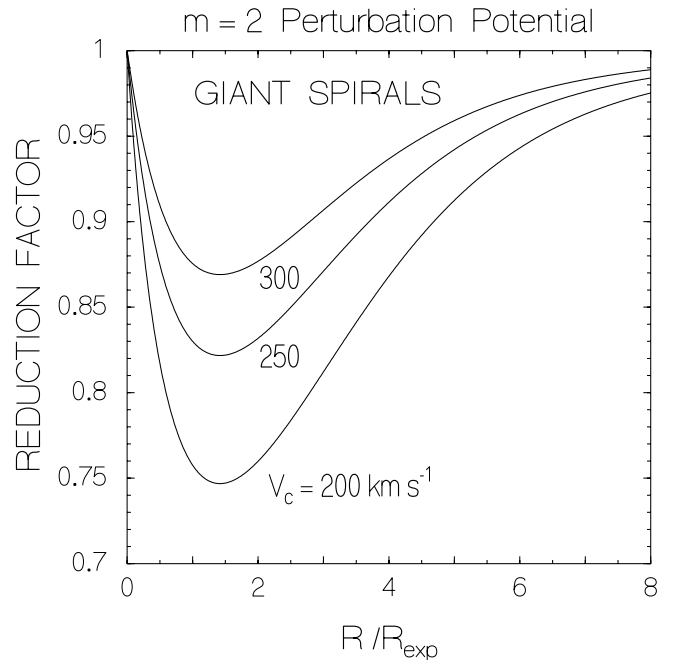


FIG. 2.—Reduction factor δ due to the self-consistent, negative disk response for the $m = 2$ perturbation halo potential vs. the radius R/R_{exp} , for giant spiral galaxies, with a flat rotation curve with a velocity $V_c = 200$, 250, and 300 km s^{-1} and $R_{\text{exp}} = 3$ kpc. The minimum reduction factor lies in the range of 0.75–0.9, and it always occurs at $R/R_{\text{exp}} = 1.42$, and δ increases steadily beyond this radius.

observed radial variation in the net lopsided distribution, which was a main result of Jog (1999).

3.2.2. The Milky Way

Next consider the special case of a giant spiral galaxy, namely, the Milky Way. We assume a flat rotation curve with $V_c = 220 \text{ km s}^{-1}$, $R_{\text{exp}} = 3.5 \text{ kpc}$ (Binney & Tremaine 1987), and $\mu_0 = 450 M_\odot \text{ pc}^{-2}$ as discussed above for the giant galaxies. The plots of δ_2 and δ_3 versus R/R_{exp} are given in Figure 3. Several quantitative results follow from this. First, the minimum values of δ_2 and δ_3 are 0.75 and 0.88, respectively. Second, δ_2 is 0.79 in the solar neighborhood of $R = 8.5 \text{ kpc}$, which is $2.43R_{\text{exp}}$. This is almost twice the value of $\frac{3}{7}$ for the reduction in the ellipticity estimated from an order-of-magnitude calculation by Binney (1996). Because of the general formulation in our paper, Figure 2 gives the reduction factor as a function of radius for $m = 2$ for a variety of galaxy parameters.

Third, if the halo of our Galaxy has an elliptical halo potential, then the disk response would reduce this potential at most by a factor of ~ 0.75 . Thus, for the observed values of the disk parameters for the Galaxy and also the other galaxies, while the negative disk response cannot be ignored, it can never totally cancel or counteract the imposed elliptical halo potential in the disk plane. This is contrary to the suggestion by Binney (1996) that at high enough disk-to-halo mass ratio, the galaxy could be treated as axisymmetric.

3.3. Ellipticity of the Halo Potential

The true ellipticity of the halo potential is an important physical property, possibly related to the process of galaxy formation (§ 1), and attempts have been made in the literature to estimate this from the observational data on disks of galaxies. The resulting values span a large range. The optical data on the elongation in the disk yield a typical estimate of ellipticity for the halo of spirals to be 0.1 (Franx

& de Zeeuw 1992), while a value of 0.045 is obtained by a similar analysis of the near-infrared study of a smaller sample of 18 galaxies (Rix & Zaritsky 1995). From detailed kinematical studies, an ellipticity of 0.1 is obtained for the Milky Way (Kuijken & Tremaine 1994), and for NGC 2403 and NGC 3198 this is estimated, respectively, to be 0.064 and 0.019 (Schoenmakers et al. 1997). From the scatter in the Tully-Fisher relation, the halo ellipticity is estimated to be 0.1 (Franx & de Zeeuw 1992).

The observations measure the net ellipticity, $2(\epsilon_{\text{net}})_2$, while the true ellipticity of the halo potential, given by $2\epsilon_2$, is higher by a factor of $1/\delta_2$ (eq. [16]). Since the typical minimum value of δ_2 is 0.8 (Fig. 2), the true ellipticity is higher by 20% than the measured net value. Thus, for the above observed typical range of net ellipticity of 0.045–0.1 in the literature, the true halo ellipticity is in the range of 0.056–0.12. This is an important new physical result from our work. Of course, the above estimates would have substantial error bars due to the contamination by the spiral arms or a central bar.

Note that the reduction factor $\delta_2 \rightarrow 1$ at large $R \geq 8R_{\text{exp}}$ (Figs. 2 and 3), or about twice the Holmberg radius. Hence, the true halo ellipticity can be directly sampled by studying the tracer at larger radii, namely, atomic hydrogen gas. This was done in the plane of IC 2006 (Franx, van Gorkom, & de Zeeuw 1994), and the halo was found to be axisymmetric. The ellipticity perpendicular to the plane of the galactic disk could be obtained by studying the polar ring galaxies as suggested by Rix (1996).

4. DISCUSSION

1. The net nonaxisymmetry in the disk will only manifest beyond the radius where the magnitude of the disk response potential is a maximum, and its magnitude will increase with radius as seen from the definition of δ_m (§ 3.1), and this radius is larger for a lower m . This indicates the increasing relative dynamical importance of the halo over the disk at large radii. Therefore, if the halo distortion is constant or increasing with radius, then the disk lopsidedness ($m = 1$) would be seen only in the outer disk while the higher order nonaxisymmetric features could be seen farther in the disk. However, the radial variation for $m \geq 2$ in the inner/optical region will be affected by spiral arms, and bars. Hence, the radial variation in $m \geq 2$ components cannot be given clearly, in contrast to the $m = 1$ case where a clear minimum radial distance was predicted for the detection of $m = 1$ global features (Jog 1999; also § 3.2).

2. In addition to the disk response to the global perturbation in the halo as studied in this paper, there could also be $m = 2$ or $m = 3$ modes generated directly in the disk, say, due to gravitational instabilities. These would typically have a strong phase variation with radius and hence be detected as the standard two-armed or three-armed spiral features, respectively. Only future detailed simulations of tidal interactions on lines of Weinberg (1995) will tell us about the strength as well as the phase and the radial dependence of the true halo nonaxisymmetry of the various m components. Since there is no inner Lindblad resonance for $m = 1$ in a typical galactic disk (e.g., Block et al. 1994), the $m = 1$ component may dominate in the nonlinear regime.

3. The negative disk response decreases the net asymmetry of the potential in the galactic plane, and this would affect the further evolution of the galaxy. This could be one

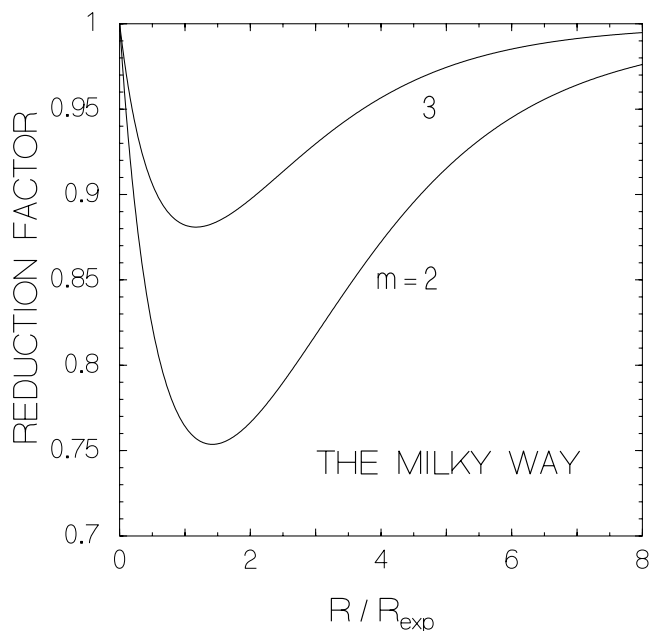


FIG. 3.—Reduction factor δ vs. the radius R/R_{exp} , for the Milky Way, with a flat rotation curve with a velocity $V_c = 220 \text{ km s}^{-1}$, and $R_{\text{exp}} = 3.5 \text{ kpc}$, for $m = 2$ and 3. The minimum reduction factor is 0.75 and 0.88, similar to typical giant spiral galaxies (see Fig. 2) and occurs at $1.42R_{\text{exp}}$ and $1.17R_{\text{exp}}$ for $m = 2$ and 3, respectively.

reason why numerical simulations with a higher mass concentration in the form of a disk show a decrease in the halo ellipticity (Dubinski 1994). Thus, the negative feedback due to the self-gravity of the disk highlighted in this paper should be included in future studies of galaxy evolution. The present paper shows that the disk cannot be treated as a collection of massless test particles—doing so would overestimate the disk response.

5. CONCLUSIONS

We have calculated the self-consistent disk response for an axisymmetric galactic disk perturbed by a non-axisymmetric halo potential with elliptical and higher harmonic perturbations ($m = 2$ and 3):

1. The self-gravitational potential of the self-consistent density response of a galactic disk is calculated, and this is shown to oppose the perturbation potential. Thus, the magnitude of the net nonaxisymmetric potential in the galactic disk plane is always reduced compared to that of the perturbation potential. This reduction is denoted by a factor, δ_m , which is found to be independent of the strength of the perturbation potential.

2. The reduction factor, δ_2 , is obtained for a wide range of galaxy parameters, including for the Milky Way. It has a minimum value of ~ 0.75 – 0.9 , which is insensitive to the morphological type and size of the galaxy. The reduction is most significant at 1.4 disk scale lengths and is less impor-

tant at higher radii. Beyond twice the Holmberg radius, the reduction is negligible and the atomic hydrogen gas can be used to trace the true ellipticity of the halo potential. In the solar neighborhood of the Milky Way, the elliptical halo potential is decreased by a factor of $\delta_2 = 0.8$ due to the disk self-gravity. The reduction is negligible for the higher harmonics ($m \geq 3$) of the halo potential. The asymmetric disk response in $m \geq 3$ therefore represents the true halo asymmetry.

3. On correcting for the negative disk response, the *true* ellipticity of the halo potential for a typical spiral galaxy is shown to be higher by $\sim 20\%$ than the halo ellipticity of ~ 0.05 – 0.1 deduced in the literature from observations of isophotal or kinematical asymmetry of disks.

4. The negative disk response due to the disk self-gravity is shown to be always significant in decreasing the strength of the nonaxisymmetric halo potential. Hence, the galactic disk in a realistic galaxy cannot be treated as a collection of massless test particles. Yet, the negative disk response in a real galactic disk is found to be never large enough to completely obliterate the effect of the halo ellipticity.

I would like to thank the anonymous referee for comments that led to a clearer presentation of material in § 2 and Appendix A.

APPENDIX A

PERTURBED ORBITS AND ISOPHOTAL SHAPES

We study the orbits in an axisymmetric disk perturbed by a halo potential of harmonic numbers $m = 2$ and 3 . We use the cylindrical coordinate system (R, ϕ) , where ϕ is the azimuthal angle in the galactic plane. Consider a perturbed orbit around the initial circular orbit at a radius R_0 , which is given by $R = R_0 + \delta R$ and $\phi = \phi_0 + \delta \phi$. Here $\phi_0 = \Omega_0 t$, where Ω_0 is the circular rotation speed at R_0 and is given by the following, where ψ_0 is the unperturbed potential:

$$R_0 \Omega_0^2 = \left. \frac{d\psi_0}{dR} \right|_{R_0}. \quad (\text{A1})$$

Consider the $m = 2$ case first. The general perturbation potential is taken to be $\psi_{\text{pert}}(R_0) \cos 2\phi_0$. Following the procedure for the first-order epicyclic theory as in Jog (1997), the general coupled equations of motion for δR and $\delta \phi$ are given by equations (4) and (5) from Jog (1997) to be

$$\frac{d^2 \delta R}{dt^2} = -\delta R \left(3\Omega_0^2 + \left. \frac{d^2 \psi_0}{dR^2} \right|_{R_0} \right) - \left[\frac{2\psi_{\text{pert}}(R_0)}{R_0} + \left. \frac{d\psi_{\text{pert}}}{dR} \right|_{R_0} \right] \cos 2\phi_0, \quad (\text{A2})$$

$$R_0 \frac{d^2 \delta \phi}{dt^2} + 2\Omega_0 \frac{d\delta R}{dt} = \frac{2\psi_{\text{pert}}(R_0) \sin 2\phi_0}{R_0}. \quad (\text{A3})$$

From the theory of a forced oscillator (e.g., Symon 1960), equation (A2) may be solved to yield the following solution for the closed orbits:

$$\delta R = \frac{-\{[2\psi_{\text{pert}}(R_0)/R_0] + (d\psi_{\text{pert}}/dR)|_{R_0}\}}{\kappa^2 - 4\Omega_0^2} \cos 2\phi_0, \quad (\text{A4})$$

where κ is the epicyclic frequency at R_0 .

For the present problem, $\psi_{\text{pert}} = V_c^2 \epsilon_2$ is the amplitude of the perturbation potential ψ_2 defined by equation (2), and the unperturbed disk potential ψ_0 is defined by equation (1). For these, equation (A4) gives

$$\delta R = R_0 \epsilon_2 \cos 2\phi_0. \quad (\text{A5})$$

Thus, the net radius is given as

$$R = R_0 + \delta R = R_0(1 + \epsilon_2 \cos 2\phi_0). \quad (\text{A6})$$

Hence, V_R , the perturbed velocity along the radial direction, is given as

$$V_R = -2V_c \epsilon_2 \sin 2\phi_0. \quad (\text{A7})$$

On substituting the solution for δR from equation (A5) in equation (A3) for the ϕ component of the equation of motion and integrating it, we obtain the solution for the perturbed azimuthal velocity component $R_0 d(\delta\phi)/dt$. The net velocity along the azimuthal direction is obtained to be

$$V_\phi = V_c + R_0 d(\delta\phi)/dt + \Omega_0 \delta R = V_c(1 - 2\epsilon_2 \cos 2\phi_0). \quad (\text{A8})$$

Hence, the equations of motion for the perturbed, closed orbits in the $m = 2$ perturbed potential are given by equations (A6)–(A8).

A similar procedure for $m = 3$ yields the following equations of motion for the perturbed, closed orbits:

$$R = R_0 \left(1 + \frac{2}{7} \epsilon_3 \cos 3\phi_0 \right), \quad V_R = -\frac{6}{7} V_c \epsilon_3 \sin 3\phi_0, \quad V_\phi = V_c \left(1 - \frac{9}{7} \epsilon_3 \cos 3\phi_0 \right). \quad (\text{A9})$$

The results for the $m = 1$ (lopsided) case from Jog (1997) are given below for comparison. The change in the azimuthal velocity, δV_ϕ , was given in Jog (1997) to be equal to $R_0 d(\delta\phi)/dt$. The correct, space-frame velocity (see Schoenmakers 1999) would include an additional term equal to $\Omega_0 \delta R$ (see for example the left-hand side of eq. [A8]). On including this correction, the perturbation term in V_ϕ is now changed and has a factor 1 instead of 3 in it, while the expressions for R and V_R remain the same as in Jog (1997). The revised equations of motion for the $m = 1$ case are given here for the sake of completeness and are

$$R = R_0(1 - 2\epsilon_1 \cos \phi_0), \quad V_R = 2V_c \epsilon_1 \sin \phi_0, \quad V_\phi = V_c(1 + \epsilon_1 \cos \phi_0). \quad (\text{A10})$$

Next, we study the resulting isophotal shapes for an exponential disk. This analysis is similar to the $m = 1$ case studied by Jog (1997). For an exponential galactic disk (eq. [3]), A_m/A_0 , the fractional amplitude of the m th azimuthal Fourier component of the surface brightness is obtained to be

$$A_m/A_0 \equiv \Delta\mu/\langle\mu\rangle = \left| -\frac{\Delta R}{R} \frac{R}{R_{\text{exp}}} \right|, \quad (\text{A11})$$

where $\langle\mu\rangle$ is the azimuthal average of the disk density. Here $\Delta R/R$ is the distortion in the isophote and is related to $(\epsilon_{\text{iso}})_m$, the ellipticity of an isophote at R , as follows:

$$(\epsilon_{\text{iso}})_m \equiv 1 - (R_{\text{min}}/R_{\text{max}}) = 2(\Delta R/R), \quad (\text{A12})$$

where R_{min} and R_{max} are the minimum and maximum extents of an isophote, respectively.

From equations (A11) and (A12), we get

$$A_m/A_0 = \frac{(\epsilon_{\text{iso}})_m}{2} \frac{R}{R_{\text{exp}}}. \quad (\text{A13})$$

We next obtain a relation between the perturbation parameter, ϵ_m , and the resulting A_m/A_0 . Since the orbital velocity changes along the perturbed orbit, the associated surface density also changes as a function of the angle ϕ . The changes for particles on these orbits are governed by the equation of continuity which has the following form in cylindrical coordinates:

$$\frac{\partial}{\partial R} [R\mu(R, \phi)V_R(\phi)] + \frac{\partial}{\partial \phi} [\mu(R, \phi)V_\phi(\phi)] = 0. \quad (\text{A14})$$

On solving together the equations of the perturbed motion as given by equations [A6]–[A8] for $m = 2$, or equation [A9] for $m = 3$, or equation [A10] for $m = 1$, and the continuity equation (A14) and the equation for the effective surface density (eq. [4]), we obtain the relation between $(\epsilon_{\text{iso}})_m$, the ellipticity of an isophote, and ϵ_m , the perturbation parameter for the potential, at a given radius R . On combining this with equation (A13), we get the relation between ϵ_m and A_m/A_0 , the fractional amplitude of the azimuthal Fourier component, for the $m = 1, 2$, and 3 cases, respectively:

$$\epsilon_1 = \frac{A_1/A_0}{(2R/R_{\text{exp}}) - 1}, \quad \epsilon_2 = \frac{A_2/A_0}{(1 + R/R_{\text{exp}})}, \quad \epsilon_3 = \frac{A_3/A_0}{1 + (2R/7R_{\text{exp}})}. \quad (\text{A15})$$

This is used to write the disk density response (eq. [5]) and hence the response potential (§ 2.2) in terms of ϵ_m , the perturbation parameter of the potential.

APPENDIX B

DISK RESPONSE POTENTIAL: $|m| = 3$ CASE

We obtain the disk response potential, $(\psi_{\text{response}})_3$ defined in § 2.2, starting from equation (6). Following the reasoning as in § 2.2, only the terms for $m = \pm 3$ need to be kept, and using the expression for A_3/A_0 (eq. [A15]), we obtain

$$(\psi_{\text{response}})_3 = -2\pi G\mu_0 \epsilon_3 \cos 3\phi \int_0^\infty J_3(kR) dk \int_0^\infty J_3(kR') \left[1 + \frac{2}{7} \left(\frac{R'}{R_{\text{exp}}} \right) \right] \exp \left(-\frac{R'}{R_{\text{exp}}} \right) R' dR'. \quad (\text{B1})$$

Next, we use the recursion relations between J_3 and the lower order Bessel functions, J_0 and J_1 (e.g., Arfken 1970), to simplify the integrals over R' and solve the various terms by applications of the relations (6.623.1), (6.623.2), and (6.623.3) and (6.611.1) from Gradshteyn & Ryzhik (1980). Next write $x = kR$ and define the function $f(x) \equiv x^2(R_{\text{exp}}/R)^2 + 1$ and obtain

$$\begin{aligned}
 (\psi_{\text{response}})_3 = & -2\pi G\mu_0 R_{\text{exp}} \epsilon_3 \cos 3\phi (R_{\text{exp}}/R)^2 \int_0^\infty J_3(x) dx \\
 & \times \left(\frac{-x}{[f(x)]^{3/2}} + \frac{8\{[f(x)]^{1/2} - 1\}}{x^3(R_{\text{exp}}/R)^4} - \frac{4(R/R_{\text{exp}})^2}{x[f(x)]^{1/2}} \right) \\
 & - 2\pi G\mu_0 R_{\text{exp}} \epsilon_3 \cos 3\phi \frac{2}{7} \int_0^\infty J_3(x) dx \\
 & \times \left(-\frac{3x(R_{\text{exp}}/R)^2}{[f(x)]^{5/2}} + \frac{8(R/R_{\text{exp}})^2}{x^3} \left\{ 1 - \frac{1}{[f(x)]^{1/2}} \right\} - \frac{4}{x[f(x)]^{3/2}} \right). \quad (\text{B2})
 \end{aligned}$$

REFERENCES

- Arfken, G. 1970, *Mathematical Methods for Physicists* (2d ed.; New York: Academic)
- Baldwin, J. E., Lynden-Bell, D., & Sancisi, R. 1980, *MNRAS*, 193, 313
- Binney, J. 1978, *MNRAS*, 183, 779
- . 1996, in *IAU Symp. 169, Unsolved Problems of the Milky Way*, ed. L. Blitz & P. Teuben (Dordrecht: Kluwer), 1
- Binney, J., & Tremaine, S. 1987, *Galactic Dynamics* (Princeton: Princeton Univ. Press)
- Block, D. L., Bertin, G., Stockton, A., Grosbol, P., Moorwood, A. F. M., & Peletier, R. F. 1994, *A&A*, 288, 365
- Dubinski, J. 1994, *ApJ*, 431, 617
- Dubinski, J., & Carlberg, R. G. 1991, *ApJ*, 378, 496
- Franx, M., & de Zeeuw, T. 1992, *ApJ*, 392, L47
- Franx, M., van Gorkom, J. H., & de Zeeuw, T. 1994, *ApJ*, 436, 642
- Freeman, K. C. 1970, *ApJ*, 160, 811
- Gradshteyn, I. S., & Ryzhik, I. M. 1980, *Tables of Integrals, Series, and Products* (New York: Academic Press)
- Haynes, M. P., Hogg, D. E., Maddalena, R. J., Roberts, M. S., & van Zee, L. 1998, *AJ*, 115, 62
- Jog, C. J. 1997, *ApJ*, 488, 642
- . 1999, *ApJ*, 522, 661
- Kornreich, D. A., Haynes, M. P., & Lovelace, R. V. E. 1998, *AJ*, 116, 2154
- Kuijken, K., & Tremaine, S. 1994, *ApJ*, 421, 178
- Press, W. H., Flannery, B. P., Teukolsky, S. A., & Vetterling, W. T. 1986, *Numerical Recipes* (Cambridge: Cambridge Univ. Press), 175
- Richter, O.-G., & Sancisi, R. 1994, *A&A*, 290, L9
- Rix, H.-W. 1996, in *IAU Symp. 169, Unsolved Problems of the Milky Way*, ed. L. Blitz & P. Teuben (Dordrecht: Kluwer), 23
- Rix, H.-W., & Zaritsky, D. 1995, *ApJ*, 447, 82
- Rudnick, G., & Rix, H.-W. 1998, *AJ*, 116, 1163
- Sandage, A. 1961, *The Hubble Atlas of Galaxies* (Washington: Carnegie Inst. Washington)
- Schoenmakers, R. H. M. 1999, Ph.D. thesis, Univ. Groningen
- Schoenmakers, R. H. M., Franx, M., & de Zeeuw, P. T. 1997, *MNRAS*, 292, 349
- Symon, K. R. 1960, *Mechanics* (Reading: Addison-Wesley)
- Weinberg, M. D. 1995, *ApJ*, 455, L31
- Zaritsky, D., & Rix, H.-W. 1997, *ApJ*, 477, 118