

## Organic Synthesis

## Ring-Opening 1,3-Aminochalcogenation of Donor–Acceptor Cyclopropanes: A Three-Component Approach

André U. Augustin,<sup>[a]</sup> Peter G. Jones,<sup>[b]</sup> and Daniel B. Werz<sup>\*[a]</sup>

**Abstract:** A 1,3-aminothiolation was realized by reacting 2-substituted cyclopropane 1,1-dicarboxylates with sulfonamides and *N*-(arythio)succinimides. Under Sn(OTf)<sub>2</sub> catalysis the transformation proceeded smoothly to the corresponding ring-opened products bearing the sulfonamide in the 1-position next to the donor and the arythio residue in the 3-position next to the acceptor. The procedure was extended to the corresponding selenium analogues by employing *N*-(phenylseleno)succinimides as an electrophilic selenium source.

The cyclopropane molecule is the smallest and most strained carbocyclic ring system; astonishingly, it is kinetically relatively stable. However, its reactivity is dramatically increased when the cyclic structure is decorated with donor and acceptor substituents in vicinal positions. These molecular entities, so-called donor–acceptor (D–A) cyclopropanes, were introduced by Wenkert and Reissig in the late 1970s and 1980s.<sup>[1]</sup> After a quiet time at the end of the 20th century, D–A cyclopropanes have enjoyed a renaissance during the last two decades in synthetic organic chemistry and have been widely exploited in methodology, and also in natural product synthesis. These “spring-loaded” systems benefit from a highly polarized bond, caused by a vicinal arrangement of electron-donating and -withdrawing substituents, and further assisted by the high ring strain of about 115 kJ mol<sup>-1</sup>.<sup>[2]</sup> The resulting special reactivity paves the way for a plethora of unusual transformations.<sup>[3]</sup>

Along these lines, rearrangement reactions, which are atom-economic transformations, have been developed with D–A cy-

clopropanes, leading to ring-enlarged hetero- and carbocyclic structures by embedding the acceptor moiety into the ring system.<sup>[4]</sup> While rearrangement reactions are intramolecular transformations, that is, only one component is required, cycloadditions as intermolecular reactions need a second component. Depending on the number of atoms to be incorporated in the emerging cyclic structure, such (3 + *n*)-cycloadditions lead to five-,<sup>[5]</sup> six-,<sup>[6]</sup> or seven-membered<sup>[7]</sup> ring systems. Even complex bicyclic structures, which are prominent structural motifs in natural product chemistry, are easily obtained by these cycloadditions when the two reactive moieties are tethered to each other.<sup>[8]</sup> While formal cycloaddition reactions are well established in D–A cyclopropane chemistry, ring-opening reactions, especially 1,3-bisfunctionalizations, seem to be underexplored. Whereas in previous years the focus was on monofunctionalization with heteroatom nucleophiles (e.g. phenols,<sup>[9]</sup> naphthols,<sup>[10]</sup> amines,<sup>[11]</sup> azides,<sup>[12]</sup> or thiols)<sup>[13]</sup> or carbon nucleophiles<sup>[14]</sup> (Scheme 1 a), nowadays more challenging 1,3-bisfunctionalizations are under investigation by several groups.<sup>[15]</sup> Seminal work in this field was performed by Sparr and Gilmour with an enantioselective 1,3-dichlorination protocol of *meso*-cyclopropyl carbaldehydes under organocatalytic conditions, as depicted in Scheme 1 b.<sup>[16]</sup>

Recently, we investigated a ring-opening reaction of cyclopropane dicarboxylates with chalcogenyl chlorides and bromides to afford 1,3-halochalcogenated products (Scheme 1 c),<sup>[17]</sup> whereas Studer and co-workers presented an elegant 1,3-aminobromination of D–A cyclopropanes by using *N*-bromosuccinimide and electron-deficient anilines or sulfonamides (Scheme 1 d).<sup>[18]</sup> Based on these results, we envisioned that *N*-(arythio)succinimides might be captured by the intermediate carbanion emerging in the reaction of cyclopropane dicarboxylates and sulfonamides (Scheme 1 e). Herein, we report the first 1,3-aminochalcogenation of D–A cyclopropanes by such a three-component approach using Lewis acid catalysis.

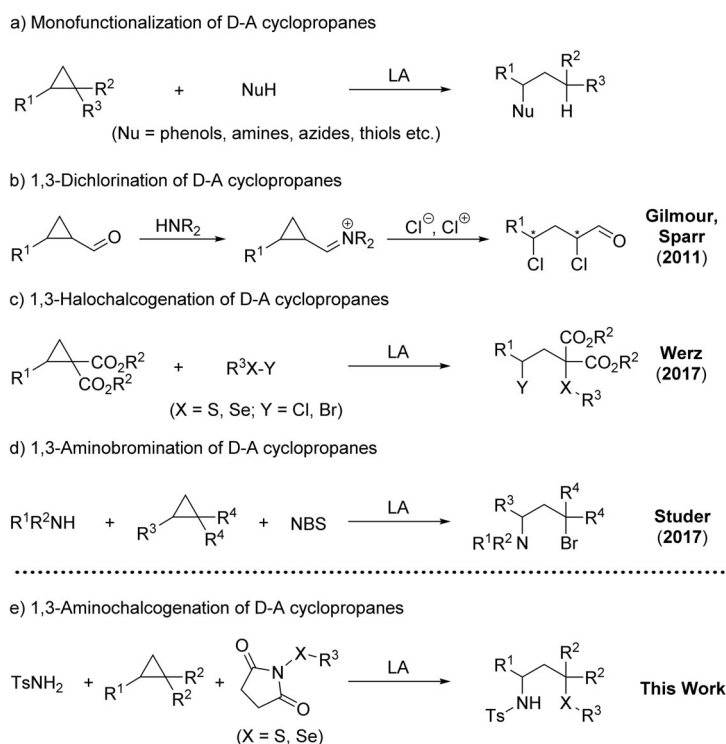
To test our notion, we first investigated a variety of reaction conditions along with various Lewis acids commonly used for the activation of D–A cyclopropanes (Table 1). Tosylamide **1**, cyclopropane **2a** and succinimide derivative **3a** were chosen as model substrates. In 1,2-dichloroethane at room temperature, Sn(OTf)<sub>2</sub> proved to be the most suitable Lewis acid for our anticipated transformation and delivered our desired product **4a** in 69% yield. Interestingly, Lewis acids such as AlCl<sub>3</sub>, MgI<sub>2</sub> or Sc(OTf)<sub>3</sub>, which had shown excellent results for many other reactions in the field of D–A cyclopropane chemistry, afforded not even a trace of the product (Table 1, entries 1–3). During

[a] A. U. Augustin, Prof. Dr. D. B. Werz  
Institute of Organic Chemistry, Technische Universität Braunschweig  
Hagenring 30, 38106 Braunschweig (Germany)  
E-mail: d.werz@tu-braunschweig.de  
Homepage: <http://www.werzlab.de>

[b] Prof. Dr. P. G. Jones  
Institute of Inorganic and Analytical Chemistry  
Technische Universität Braunschweig  
Hagenring 30, 38106 Braunschweig (Germany)

Supporting information and the ORCID identification number(s) for the author(s) of this article can be found under:  
<https://doi.org/10.1002/chem.201902160>.

© 2019 The Authors. Published by Wiley-VCH Verlag GmbH & Co. KGaA. This is an open access article under the terms of the Creative Commons Attribution Non-Commercial NoDerivs License, which permits use and distribution in any medium, provided the original work is properly cited, the use is non-commercial and no modifications or adaptations are made.



Scheme 1. Ring-opening reactions of D-A cyclopropanes.

**Table 1.** Optimization of the reaction conditions.<sup>[a]</sup>

Entry	Lewis acid	[mol %]	<b>3 a</b> [equiv]	Solvent	Yield [%]
1	AlCl <sub>3</sub>	20	1.3	DCE	0
2	MgI <sub>2</sub>	20	1.3	DCE	0
3	Sc(OTf) <sub>3</sub>	20	1.3	DCE	0
4	Sn(OTf) <sub>2</sub>	20	1.3	DCE	69
5	Y(OTf) <sub>3</sub>	20	1.3	DCE	0
6	Sn(OTf) <sub>2</sub>	5	1.3	DCE	0
7	Sn(OTf) <sub>2</sub>	10	1.3	DCE	86
8	Sn(OTf) <sub>2</sub>	10	1.3	CH <sub>2</sub> Cl <sub>2</sub>	29
9	Sn(OTf) <sub>2</sub>	10	1.3	dioxane	0
<b>10</b>	<b>Sn(OTf)<sub>2</sub></b>	<b>10</b>	<b>1.7</b>	<b>DCE</b>	<b>93</b>
11	Sn(OTf) <sub>2</sub>	10	2.3	DCE	72
12 <sup>[b]</sup>	Sn(OTf) <sub>2</sub>	10	1.3	DCE	35

[a] Reaction conditions: **1** (165 μmol), Lewis acid, solvent (1.5 mL), **2 a** (150 μmol), **3 a**, 25 °C, 10 h, Ar atmosphere; yields represent isolated and purified products; [b] The corresponding phthalimide derivative was used instead of **3 a**.

our thorough screening and the subsequent optimization studies, we realized that the transformation is very sensitive to moisture; therefore, the reactions were set up and conducted in a glovebox. As major side product the monofunctionalized product **8** was isolated (see the Supporting Information). Decreasing the amount of the Lewis acid to 10 mol% was invaluable and resulted in an increased yield of 86% (entry 7). The

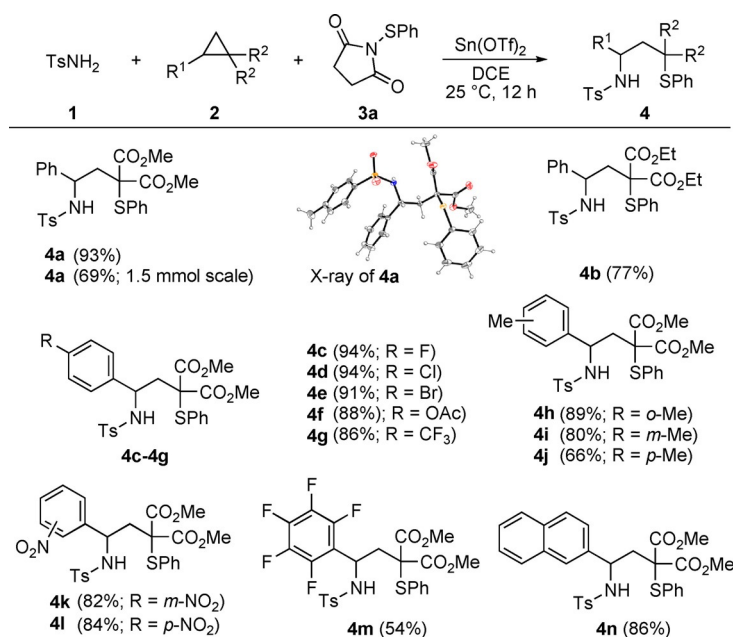
choice of the solvent proved to be crucial for a successful outcome; changing the solvent to dioxane or dichloromethane shut down the reaction completely or afforded a greatly decreased yield of only 29%, respectively (entries 8–9). In contrast, increasing the amount of succinimide **3 a** resulted in an improved yield of 93% (entry 10), whereas using the phthalimide analogue strongly impaired the outcome of the reaction (entry 12).

With optimized conditions in hand, we examined the scope of the 1,3-aminochalcogenation. Thus, a broad variety of D-A cyclopropanes were tested. We started our exploration by using the diethyl ester to trigger the ring-opening process and obtained compound **4 b** in 77% yield. Next, we probed the variation of the aryl unit of model substrate **2 a**. Halogens in *para*-position delivered the products **4 c–e** in excellent yields (91–94%); the same holds true for an acetoxy (**4 f**, 88%) and a trifluoromethyl substitution (**4 g**, 86%). Methyl-substitution in the *ortho*-, *meta*- and *para*-position delivered the desired products in good yields (66–89%). Whereas nitro groups in *meta*- and *para*-position (**4 k** and **4 l**) proved to be uncritical (82–84%), the highly electron-withdrawing pentafluorophenyl residue (**4 m**) showed a significant drop in yield to 54%. The naphthyl residue (**4 n**), an extended π-system, allowed the transformation

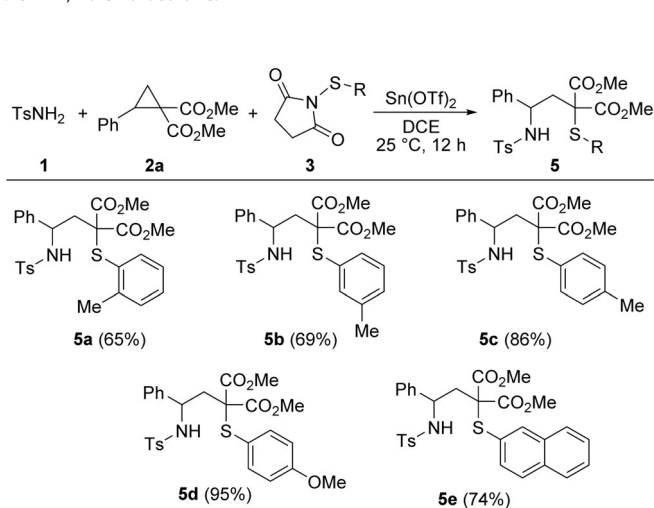
again in good yield. Finally, upscaling the reaction to the 1.5 mmol scale with respect to D-A cyclopropane **2 a** delivered compound **4 a** in 69% yield. In conclusion, a high functional-group tolerance with respect to the employed 14 D-A cyclopropanes was observed. To unequivocally prove our anticipated 1,3-aminothiolation, we were able to grow single crystals of **4 a** suitable for X-ray crystallographic analysis. The structure shows the sulfonamide in the 1-position next to the donor and the thiophenyl residue in the 3-position adjacent to the two carboxylates (Scheme 2).<sup>[19]</sup>

To test the generality of our protocol, we next subjected various *N*-(arylthio)succinimide derivatives **3** to our reaction system (Scheme 3). In the first instance, we tested different substitution patterns of the transferred thiophenyl moiety. Thus, methyl groups in the *ortho*-, *meta*- and *para*-position of the phenyl residue were installed and the respective derivatives **3** employed in the reaction. The formation proceeded smoothly for all three variants (**5 a–c**) in moderate to good yields. Transfer of the *p*-methoxyphenylthio residue (**5 d**) proceeded astonishingly well in 95% yield, whereas *N*-(naphthylthio)succinimide delivered compound **5 e** in good yield.

Inspired by these results, we were keen to test whether a 1,3-aminoselenation is able to deliver similar selenium analogues. Therefore, *N*-(phenylseleno)succinimide **6** was prepared and subjected to our standard reaction conditions. The transformation proceeded smoothly and delivered compound **7 a** in 88% yield (Scheme 4), whereas the respective ethyl diester gave 77% yield (**7 b**). The extension of the π-system to a naphthyl donor provided the respective product in a yield of only 39% (**7 c**). Substitution of the phenyl ring in *para*-position with



**Scheme 2.** Scope of the 1,3-aminothiolation with respect to various D–A cyclopropanes **2**. Reaction conditions: **1** (220  $\mu\text{mol}$ ), **2** (200  $\mu\text{mol}$ ), **3a** (340  $\mu\text{mol}$ ),  $\text{Sn}(\text{OTf})_2$  (10 mol %), DCE (1.5 mL), 25 °C, 12 h. Yields represent isolated and purified products. DCE = 1,2-dichloroethane.

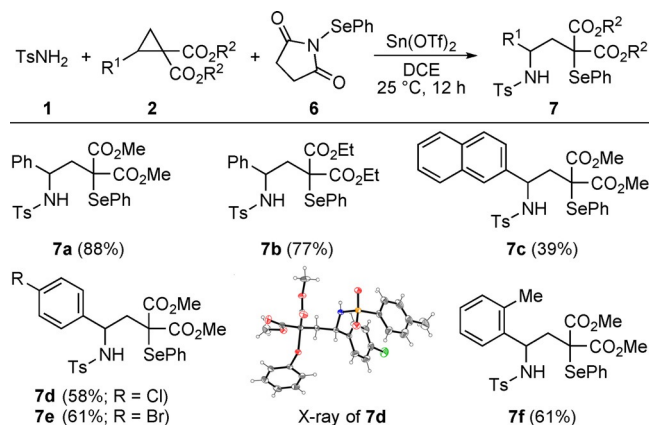


**Scheme 3.** Scope of the 1,3-aminothiolation with respect to various *N*-(arylthio)succinimide derivatives **3**. Reaction conditions: **1** (220  $\mu\text{mol}$ ), **2a** (200  $\mu\text{mol}$ ), **3** (340  $\mu\text{mol}$ ),  $\text{Sn}(\text{OTf})_2$  (10 mol %), DCE (1.5 mL), 25 °C, 12 h. Yields represent isolated and purified products.

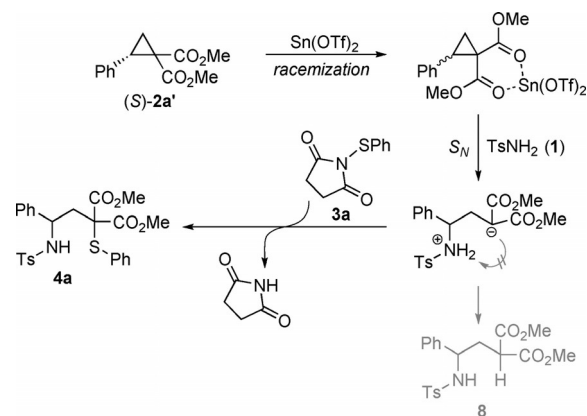
halogen atoms furnished **7d** and **7e** in moderate yields; the same applied for the decoration in *ortho*-position with a methyl group leading to **7f**. X-ray structural elucidation of compound **7d** unambiguously confirmed the anticipated 1,3-aminothiolation.<sup>[19]</sup>

To shed light onto the reaction mechanism, we subjected enantioenriched D–A cyclopropane (*S*)-**2a'** (> 99% *ee*) to our standard conditions in order to test the stereospecificity of our transformation. To our surprise, the reaction proceeded with a significant loss of stereoinformation (**4a**, 10% *ee*). Further investigations clearly revealed that D–A cyclopropane (*S*)-**2a'** undergoes racemization when treated with  $\text{Sn}(\text{OTf})_2$  only. Based

on these observations and literature evidence,<sup>[20]</sup> we propose the following reaction mechanism as depicted in Scheme 5. Initially, cyclopropane dicarboxylate (*S*)-**2a'** is activated by  $\text{Sn}(\text{OTf})_2$ , chelating the geminal diesters, whereby fast racemization occurs. One might speculate that the redox ability of  $\text{Sn}^{\text{II}}$  is the reason for this unexpected behavior, which is not often observed with non-redox-active Lewis acids. The activated three-membered ring allows a nucleophilic attack of tosyl amide **1**. Under the given conditions the formation of side product **8** is diminished. The emerging carbanion is trapped by succinimide derivative **3a**; succinimide is released and the desired product **4a** is formed. It seems that proton transfer from  $\text{NH}_2$  of the sulfonamide to the anionic malonate is relatively slow in DCE. This is the prerequisite so that the third component, the thio-succinimide, is able to come into play and the decisive nucleophilic substitution at the chalcogen occurs. Traces of water are detrimental because water immediately leads to a proton transfer and thus to the monofunctionalized product.



**Scheme 4.** Scope of the 1,3-aminothiolation with respect to various D–A cyclopropanes **2**. Reaction conditions: **1** (220  $\mu\text{mol}$ ), **2** (200  $\mu\text{mol}$ ), **6** (340  $\mu\text{mol}$ ),  $\text{Sn}(\text{OTf})_2$  (10 mol %), DCE (1.5 mL), 25 °C, 12 h. Yields represent isolated and purified products.



**Scheme 5.** Proposed reaction mechanism.



In conclusion, we have developed a novel 1,3-aminothiolation and 1,3-aminoselenation protocol by ring-opening of D–A cyclopropanes. Sn(OTf)<sub>2</sub> proved to be the Lewis acid of choice for this three-component approach using tosyl amides as nucleophiles, the cyclopropane as a masked zwitterion and chalcogenosuccinimides as electrophilic components. The catalytic 1,3-bisfunctionalization proceeded smoothly in yields up to 95%, whereby the transformation tolerates various donors including electron-rich and -deficient aryl residues. This approach nicely complements previously developed methods to exploit cyclopropanes as a formally zwitterionic synthon for open-chain 1,3-bisfunctionalized compounds.

## Acknowledgements

This research was supported by the European Research Council (ERC Consolidator Grant “GAINBYSTRAIN” to D.B.W.). A.U.A. thanks A. Bauschke (TU Braunschweig) for his kind support of this work.

## Conflict of interest

The authors declare no conflict of interest.

**Keywords:** 1,3-aminochalcogenation • bisfunctionalization • cyclopropanes • donor–acceptor compounds • ring-opening reactions

- [1] a) E. Wenkert, M. E. Alonso, B. L. Buckwalter, K. J. Chou, *J. Am. Chem. Soc.* **1977**, *99*, 4778; b) E. Piers, H.-U. Reissig, *Angew. Chem. Int. Ed. Engl.* **1979**, *18*, 791; *Angew. Chem.* **1979**, *91*, 857; c) H.-U. Reissig, E. Hirsch, *Angew. Chem. Int. Ed. Engl.* **1980**, *19*, 813; *Angew. Chem.* **1980**, *92*, 839; d) C. Brückner, H.-U. Reissig, *Angew. Chem. Int. Ed. Engl.* **1985**, *24*, 588; *Angew. Chem.* **1985**, *97*, 578.
- [2] M. S. Gordon, *J. Am. Chem. Soc.* **1980**, *102*, 7419.
- [3] a) H.-U. Reissig, R. Zimmer, *Chem. Rev.* **2003**, *103*, 1151; b) M. Yu, B. L. Pagenkopf, *Tetrahedron* **2005**, *61*, 321; c) D. Agrawal, V. K. Yadav, *Chem. Commun.* **2008**, 6471; d) C. A. Carson, M. A. Kerr, *Chem. Soc. Rev.* **2009**, *38*, 3051; e) F. De Simone, J. Waser, *Synthesis* **2009**, 3353; f) M. A. Cavitt, L. H. Phun, S. France, *Chem. Soc. Rev.* **2014**, *43*, 804; g) T. F. Schneider, J. Kaschel, D. B. Werz, *Angew. Chem. Int. Ed.* **2014**, *53*, 5504; *Angew. Chem.* **2014**, *126*, 5608; h) H. K. Grover, M. R. Emmett, M. A. Kerr, *Org. Biomol. Chem.* **2015**, *13*, 655; i) R. A. Novikov, Y. V. Tomilov, *Mendeleev Commun.* **2015**, *25*, 1; j) V. A. Rassadin, Y. Six, *Tetrahedron* **2016**, *72*, 4701.
- [4] a) R. K. Bowman, J. S. Johnson, *Org. Lett.* **2006**, *8*, 573; b) C. Brand, G. Rauch, M. Zanon, B. Dittrich, D. B. Werz, *J. Org. Chem.* **2009**, *74*, 8779; c) S. J. Gharpure, M. K. Shukla, U. Vijayasree, *Org. Lett.* **2009**, *11*, 5466; d) T. F. Schneider, J. Kaschel, B. Dittrich, D. B. Werz, *Org. Lett.* **2009**, *11*, 2317; e) T. F. Schneider, J. Kaschel, S. I. Awan, B. Dittrich, D. B. Werz, *Chem. Eur. J.* **2010**, *16*, 11276; f) T. F. Schneider, D. B. Werz, *Org. Lett.* **2011**, *13*, 1848; g) J. Kaschel, T. F. Schneider, D. Kratzert, D. Stalke, D. B. Werz, *Angew. Chem. Int. Ed.* **2012**, *51*, 11153; *Angew. Chem.* **2012**, *124*, 11315; h) J. Kaschel, C. D. Schmidt, M. Mumby, D. Kratzert, D. Stalke, D. B. Werz, *Chem. Commun.* **2013**, *49*, 4403; i) J. Kaschel, T. F. Schneider, D. Kratzert, D. Stalke, D. B. Werz, *Org. Biomol. Chem.* **2013**, *11*, 3494; j) J. Kaschel, T. F. Schneider, P. Schirmer, C. Maaß, D. Stalke, D. B. Werz, *Eur. J. Org. Chem.* **2013**, 4539; k) C. D. Schmidt, J. Kaschel, T. F. Schneider, D. Kratzert, D. Stalke, D. B. Werz, *Org. Lett.* **2013**, *15*, 6098; l) O. A. Ivanova, A. O. Chagarovskiy, A. N. Shumsky, V. D. Krasnobrov, I. I. Levina, I. V. Trushkov, *J. Org. Chem.* **2018**, *83*, 543; m) A. Ortega, R. Manzano, U. Uria, L. Carrillo, E. Reyes, T. Tejero, P. Merino, J. L. Vicario, *Angew. Chem. Int. Ed.* **2018**, *57*, 8225; *Angew. Chem.* **2018**, *130*, 8357.
- [5] a) A. T. Parsons, M. J. Campbell, J. S. Johnson, *Org. Lett.* **2008**, *10*, 2541; b) A. T. Parsons, J. S. Johnson, *J. Am. Chem. Soc.* **2009**, *131*, 3122; c) A. G. Smith, M. C. Slade, J. S. Johnson, *Org. Lett.* **2011**, *13*, 1996; d) H. Xu, J.-P. Qu, S. Liao, H. Xiong, Y. Tang, *Angew. Chem. Int. Ed.* **2013**, *52*, 4004; *Angew. Chem.* **2013**, *125*, 4096; e) S. Racine, F. de Nanteuil, E. Serrano, J. Waser, *Angew. Chem. Int. Ed.* **2014**, *53*, 8484; *Angew. Chem.* **2014**, *126*, 8624; f) S. Racine, B. Hegedüs, R. Scopelliti, J. Waser, *Chem. Eur. J.* **2016**, *22*, 11997; g) J. Sabbatani, N. Maulide, *Angew. Chem. Int. Ed.* **2016**, *55*, 6780; *Angew. Chem.* **2016**, *128*, 6892; h) L. K. B. Garve, A. Kreft, P. G. Jones, D. B. Werz, *J. Org. Chem.* **2017**, *82*, 9235; i) J. Preindl, S. Chakrabarty, J. Waser, *Chem. Sci.* **2017**, *8*, 7112; j) A. U. Augustin, M. Busse, P. G. Jones, D. B. Werz, *Org. Lett.* **2018**, *20*, 820; k) A. Kreft, P. G. Jones, D. B. Werz, *Org. Lett.* **2018**, *20*, 2059; l) Y. Matsumoto, D. Nakatake, R. Yazaki, T. Ohshima, *Chem. Eur. J.* **2018**, *24*, 6062; m) Z.-H. Wang, H.-H. Zhang, P.-F. Xu, Y.-C. Luo, *Chem. Commun.* **2018**, *54*, 10128; n) M. A. Zotova, R. A. Novikov, E. V. Shulishov, Y. V. Tomilov, *J. Org. Chem.* **2018**, *83*, 8193; o) A. A. Akaev, S. I. Bezzubov, V. G. Desyatkin, N. S. Vorobyeva, A. G. Majouga, M. Y. Melnikov, E. M. Budynina, *J. Org. Chem.* **2019**, *84*, 3340; p) M.-S. Xie, G.-F. Zhao, T. Qin, Y.-B. Suo, G.-R. Qu, H.-M. Guo, *Chem. Commun.* **2019**, *55*, 1580; q) A. Kreft, A. Lucht, J. Grunenberg, P. G. Jones, D. B. Werz, *Angew. Chem. Int. Ed.* **2019**, *58*, 1955; *Angew. Chem.* **2019**, *131*, 1975.
- [6] a) R. A. Novikov, A. V. Tarasova, V. A. Korolev, E. V. Shulishov, V. P. Timofeev, Y. V. Tomilov, *J. Org. Chem.* **2015**, *80*, 8225; b) H.-P. Wang, H.-H. Zhang, X.-Q. Hu, P.-F. Xu, Y.-C. Luo, *Eur. J. Org. Chem.* **2015**, 3486; c) T. Chidley, N. Vemula, C. A. Carson, M. A. Kerr, B. L. Pagenkopf, *Org. Lett.* **2016**, *18*, 2922; d) S. Das, S. Chakrabarty, C. G. Daniliuc, A. Studer, *Org. Lett.* **2016**, *18*, 2784; e) L. K. B. Garve, M. Petzold, P. G. Jones, D. B. Werz, *Org. Lett.* **2016**, *18*, 564; f) S. Sin, S.-G. Kim, *Adv. Synth. Catal.* **2016**, *358*, 2701; g) K. Mondal, S. C. Pan, *Eur. J. Org. Chem.* **2017**, 534; h) A. O. Chagarovskiy, V. S. Vasin, V. V. Kuznetsov, O. A. Ivanova, V. B. Rybakov, A. N. Shumsky, N. N. Makhova, I. V. Trushkov, *Angew. Chem. Int. Ed.* **2018**, *57*, 10338; *Angew. Chem.* **2018**, *130*, 10495; i) M. Petzold, P. G. Jones, D. B. Werz, *Angew. Chem. Int. Ed.* **2019**, *58*, 6225; j) R. K. Varshnaya, P. Banerjee, *J. Org. Chem.* **2019**, *84*, 1614.
- [7] a) O. A. Ivanova, E. M. Budynina, Y. K. Grishin, I. V. Trushkov, P. V. Verteletskii, *Angew. Chem. Int. Ed.* **2008**, *47*, 1107; *Angew. Chem.* **2008**, *120*, 1123; b) H. Xu, J.-L. Hu, L. Wang, S. Liao, Y. Tang, *J. Am. Chem. Soc.* **2015**, *137*, 8006; c) L. K. B. Garve, M. Pawliczek, J. Wallbaum, P. G. Jones, D. B. Werz, *Chem. Eur. J.* **2016**, *22*, 521.
- [8] a) S. Xing, W. Pan, C. Liu, J. Ren, Z. Wang, *Angew. Chem. Int. Ed.* **2010**, *49*, 3215; *Angew. Chem.* **2010**, *122*, 3283; b) S. Xing, Y. Li, Z. Li, C. Liu, J. Ren, Z. Wang, *Angew. Chem. Int. Ed.* **2011**, *50*, 12605; *Angew. Chem.* **2011**, *123*, 12813; c) Y. Bai, W. Tao, J. Ren, Z. Wang, *Angew. Chem. Int. Ed.* **2012**, *51*, 4112; *Angew. Chem.* **2012**, *124*, 4188; d) Z. Wang, J. Ren, Z. Wang, *Org. Lett.* **2013**, *15*, 5682; e) A. U. Augustin, M. Sensse, P. G. Jones, D. B. Werz, *Angew. Chem. Int. Ed.* **2017**, *56*, 14293; *Angew. Chem.* **2017**, *129*, 14481; f) C. Zhang, J. Tian, J. Ren, Z. Wang, *Chem. Eur. J.* **2017**, *23*, 1231.
- [9] O. Lifchits, D. Alberico, I. Zakharian, A. B. Charette, *J. Org. Chem.* **2008**, *73*, 6838.
- [10] T. Kaicharla, T. Roy, M. Thangaraj, R. G. Gonnade, A. T. Biju, *Angew. Chem. Int. Ed.* **2016**, *55*, 10061; *Angew. Chem.* **2016**, *128*, 10215.
- [11] a) L. A. Blanchard, J. A. Schneider, *J. Org. Chem.* **1986**, *51*, 1372; b) O. Lifchits, A. B. Charette, *Org. Lett.* **2008**, *10*, 2809.
- [12] a) M. R. Emmett, H. K. Grover, M. A. Kerr, *J. Org. Chem.* **2012**, *77*, 6634; b) K. L. Ivanov, E. V. Villemson, E. M. Budynina, O. A. Ivanova, I. V. Trushkov, M. Y. Melnikov, *Chem. Eur. J.* **2015**, *21*, 4975.
- [13] C. M. Braun, A. M. Shema, C. C. Dulin, K. A. Nolin, *Tetrahedron Lett.* **2013**, *54*, 5889.
- [14] a) F. de Nanteuil, J. Loup, J. Waser, *Org. Lett.* **2013**, *15*, 3738; b) S. M. Wales, M. M. Walker, J. S. Johnson, *Org. Lett.* **2013**, *15*, 2558; c) L. C. Irwin, C. R. Renwick, M. A. Kerr, *J. Org. Chem.* **2018**, *83*, 6235; d) H. Kilic, *O. Dalkilic, ChemistrySelect* **2019**, *4*, 3737.
- [15] a) L. K. B. Garve, P. Barkawitz, P. G. Jones, D. B. Werz, *Org. Lett.* **2014**, *16*, 5804; b) J. Wallbaum, L. K. B. Garve, P. G. Jones, D. B. Werz, *Chem. Eur. J.* **2016**, *22*, 18756; c) L. K. B. Garve, P. G. Jones, D. B. Werz, *Angew. Chem. Int. Ed.* **2017**, *56*, 9226; *Angew. Chem.* **2017**, *129*, 9354; d) S. Das, C. G. Daniliuc, A. Studer, *Angew. Chem. Int. Ed.* **2018**, *57*, 4053; *Angew. Chem.* **2018**, *130*, 4117; e) K. Singh, T. S. Bera, V. Jaiswal, S. Biswas, B. Mondal,

- D. Das, J. Saha, *J. Org. Chem.* **2018**; f) C. H. U. Gregson, V. Ganesh, V. K. Aggarwal, *Org. Lett.* **2019**, *21*, 3412.
- [16] C. Sparr, R. Gilmour, *Angew. Chem. Int. Ed.* **2011**, *50*, 8391; *Angew. Chem.* **2011**, *123*, 8541.
- [17] J. Wallbaum, L. K. B. Garve, P. G. Jones, D. B. Werz, *Org. Lett.* **2017**, *19*, 98.
- [18] S. Das, C. G. Daniliuc, A. Studer, *Angew. Chem. Int. Ed.* **2017**, *56*, 11554; *Angew. Chem.* **2017**, *129*, 11712.
- [19] The CIF files have been deposited with the Cambridge Crystallographic Data Centre as supplementary publication no. CCDC 1915047 (**4a**) and 1915048 (**7d**). These data are provided free of charge by The Cambridge Crystallographic Data Centre.
- [20] P. D. Pohlhaus, S. D. Sanders, A. T. Parsons, W. Li, J. S. Johnson, *J. Am. Chem. Soc.* **2008**, *130*, 8642.

---

Manuscript received: May 10, 2019  
Revised manuscript received: June 28, 2019  
Accepted manuscript online: July 7, 2019  
Version of record online: August 7, 2019